

LEHIGH®

MEN'S BASKETBALL GAME NOTES - GAME 2

2021-22 SCHEDULE

November		
10	at Rutgers	L, 73-70 (OT)
13	NJIT	7 p.m.
16	at Monmouth	7 p.m.
19	at Merrimack	7 p.m.
23	COLUMBIA	7 p.m.
26	at Virginia	7 p.m.
28	SAINT FRANCIS (Pa.)	7 p.m.

December		
1	at Yale	7 p.m.
4	MARYLAND EASTERN SHORE	4:30 p.m.
18	at Syracuse	6 p.m.
21	ALBANY	7 p.m.
29	EASTERN UNIVERSITY	7 p.m.

January		
1	at American*	4 p.m.
4	COLGATE*	7 p.m.
7	at Army West Point*	5 p.m.
10	HOLY CROSS*	7 p.m.
13	at Bucknell*	7 p.m.
16	LOYOLA*	2 p.m.
19	at Navy*	7 p.m.
22	at Boston University*	1 p.m.
26	ARMY WEST POINT*	7 p.m.
29	at Holy Cross*	2 p.m.

February		
2	NAVY*	7 p.m.
5	BOSTON UNIVERSITY*	2 p.m.
9	at Colgate*	7 p.m.
12	LAFAYETTE*	7 p.m.
14	BUCKNELL*	7 p.m.
20	at Loyola*	5 p.m.
23	AMERICAN*	7 p.m.
26	at Lafayette*	TBA

March		
1	Patriot League Tournament First Round	TBA
3	Patriot League Quarterfinals	TBA
6	Patriot League Semifinals	TBA
9	Patriot League Championship Game	TBA

Home team in **BOLD CAPS**

*Patriot League game

SPORTS COMMUNICATIONS

Contact Justin Lafleur
Office (610) 758-6631
Cell (610) 577-5222
E-mail jul310@lehigh.edu
Press Row (610) 758-4903/4933

MBB SOCIAL MEDIA

Website LehighSports.com
Facebook Facebook.com/LehighMensBasketball
Twitter @LehighMBB
Instagram @Lehigh_Mens_Basketball



Champions
1997, 2009, 2010

LEHIGH MOUNTAIN HAWKS (0-1 OVERALL, 0-0 PATRIOT LEAGUE) VS. NJIT HIGHLANDERS (0-1 OVERALL, 0-0 AMERICA EAST)



November 13, 2021 - 7 p.m.
Stabler Arena (5,600) - Bethlehem, Pa.
TV: ESPN+
Radio: Fox Sports 1230/1320 AM/94.7 FM



MOUNTAIN HAWKS CLASH WITH NJIT IN HOME OPENER


After a thrilling season opener that fell just a little short of a signature victory, the Lehigh men's basketball team will head home to host NJIT in its home opener on Saturday night. Gametime in Stabler Arena is set for 7 p.m. on ESPN+. Saturday will mark the Mountain Hawks' first home game in front of fans in 620 days (more than 20 months), the last being the 2020 Patriot League Tournament win over Loyola. Lehigh enters Saturday with some confidence after nearly knocking off Rutgers out of the Big Ten, a team that not only made the NCAA Tournament last season, but also won its Round of 64 game.

The Mountain Hawks came ever so close to pulling out the victory, and were leading in the final minute until Rutgers pulled even to force overtime. A very tight game saw neither team lead by more than seven (which was Lehigh late in the first half). Even after the Scarlet Knights' strong start to the second half, the Mountain Hawks never trailed by more than five as they continued to answer Rutgers' rallies. Lehigh's defense stood tall, holding the Scarlet Knights to just 37.5 percent shooting (27-of-72), including 7.7 percent from 3-point range (1-of-13). Lehigh held Rutgers scoreless for a stretch of 3:58, and to just two points over the final 4:43 of regulation. However, 22 Lehigh turnovers proved costly. The Mountain Hawks went to overtime in their season opener for the second straight season after beating Lafayette at home, 90-89 on Jan. 2.

Individually, fifth-year senior Marques Wilson was the game high scorer with 21 points. Making his first-career start, sophomore Dominic Parolin was strong in the middle, posting his second-career double-double behind 13 points and a career-high 14 rebounds in a career-high 38 minutes (shattering his previous high by almost 10 minutes). Junior Jakob Alamudun provided a big spark off the bench, scoring 10 points on 4-of-4 shooting and 2-of-2 from the free throw line. Interestingly, Alamudun was 3-of-3 from the field and 4-of-4 from the line in last season's final game at Boston University, so he's now hit 13 straight shots in game action. Freshman Ben Knostman was poised as starting point guard, posting four points and four assists, while turning the ball over just once in 28 minutes. Lehigh outrebounded Rutgers, 43-41, with junior Evan Taylor also grabbing seven boards. Classmate Reed Fenton had six points, two of which were dunks, including a vicious second-half slam (and the foul). In the end, 11 Mountain Hawks saw action with 10 scoring, as Lehigh's deep bench was on display. Lehigh head coach Brett Reed nearly put another power-conference win on his resume; he already has victories over the ACC, SEC, Big East and Pac-12.

NJIT is coming off a 61-54 season-opening loss to Merrimack on Thursday (another team Lehigh will be soon playing - next Friday at Merrimack). Saturday will mark the first meeting between Lehigh and NJIT since 2011 and first in Stabler Arena since 2010.

PROBABLE STARTERS



1 J. WILSON	5 TAYLOR	11 M. WILSON	25 KNOTSMAN	35 PAROLIN
Sr. F 6-7	Jr. G 6-6	5th G 6-4	Fr. G 6-5	So. F/C 6-8
PPG 3.0	PPG 3.0	PPG 21.0	PPG 4.0	PPG 13.0
RPG 4.0	RPG 7.0	RPG 2.0	RPG 3.0	RPG 14.0
FG% 33.3%	FG% 20.0%	FG% 52.9%	FG% 66.7%	FG% 57.1%
3FG% 0.0%	3FG% 0.0%	3FG% 60.0%	3FG% -	3FG% -
APG 2.0	APG 2.0	APG 3.0	APG 4.0	APG 2.0

NUMERICAL ROSTER

No.	Name	Yr.	Pos.	Ht.	Wt.	Hometown/High School	Major
0	Jakob Alamudun	Jr.	F	6-6	225	Huntington Beach, Calif./Marina High School	History
1	Jeameril Wilson	Sr.	F	6-7	200	Chicago, Ill./Woodstock Academy (Notre Dame College Prep)	Finance
2	Jake Betlow	Jr.	G	6-2	185	Mendham, N.J./St. Benedict's	Finance
4	Luke Traina	So.	G	6-5	185	Doylestown, Pa./Germantown Academy	Business
5	Evan Taylor	Jr.	G	6-6	200	Glen Ellyn, Ill./Glenbard West High School	Sociology
10	Jalin Sinclair	So.	G	5-10	182	Manhattan, N.Y./Suffield Academy	Arts and Sciences
11	Marques Wilson	5th	G	6-4	210	Edmond, Okla./Edmond North High School	Marketing
13	Keith Higgins Jr.	Fr.	G	6-4	180	West Hills, Calif./Chaminade Prep	Arts and Sciences
15	Reed Fenton	Jr.	G	6-4	165	Latrobe, Pa./Greater Latrobe High School	Chemical Engineering
20	Jayshen Saigal	So.	G	6-2	175	Scarsdale, N.Y./Scarsdale High School	Business
21	Burke Chebuhar	Fr.	F	6-8	230	Marietta, Ga./The Walker School	Business
22	Tyler Whitney-Sidney	Fr.	G	6-2	175	Somerville, Mass./Brooks School	Arts and Sciences
25	Ben Knostman	Fr.	G	6-5	182	Dayton, Ohio/Tippecanoe High School	Arts and Sciences
35	Dominic Parolin	So.	F/C	6-8	230	Coquitlam, B.C./Centennial Secondary School	Mathematics
42	JT Tan	So.	C	6-8	280	Redondo Beach, Calif./Rolling Hills Prep	Arts and Sciences
44	Nic Lynch	Sr.	C	6-11	250	Seattle, Wash./Seattle Prep	Political Science

COACHING STAFF

Murray H. Goodman '48 Head Coach: Brett Reed (Eckerd College '95), 15th Season

Assistant Coach: Harry Morra (DeSales '04), Seventh Season

Assistant Coach: Quinn McDowell (William & Mary '12), Third Season

Assistant Coach: Willie Jenkins (Tennessee Tech '05), First Season

Director of Basketball Operations: Greg Tarca (Quinnipiac '18), Fourth Season

Student-Athlete Support & Enrichment Coordinator: Billy Dunn (Cairn University '93), Fifth Season

PRONUNCIATION GUIDE

0 - Jakob Alamudun	AL-ah-MOO (like a cow) - doon (like noon)
1 - Jeameril Wilson	Ja-MEAR-ull
2 - Jake Betlow	BET-low
10 - Jalin Sinclair	JAY-lin
11 - Marques Wilson	MARK-iss
20 - Jayshen Saigal	JAY-shen SIGH-gull
25 - Ben Knostman	Ka-KNOWST-man
35 - Dominic Parolin	Pa-ROH-linn

TV/RADIO ROSTER



0 Jakob Alamudun
Jr. - F - 6-6 - 225
Huntington Beach, Calif.



1 Jeameril Wilson
Sr. - F - 6-7 - 200
Chicago, Ill.



2 Jake Betlow
Jr. - G - 6-2 - 185
Mendham, N.J.



4 Luke Traina
So. - G - 6-5 - 185
Doylestown, Pa.



5 Evan Taylor
Jr. - G - 6-6 - 200
Glen Ellyn, Ill.



10 Jalin Sinclair
So. - G - 5-10 - 182
Manhattan, N.Y.



11 Marques Wilson
5th - G - 6-4 - 210
Edmond, Okla..



13 Keith Higgins Jr.
Fr. - G - 6-4 - 180
West Hills, Calif.



15 Reed Fenton
Jr. - G - 6-4 - 165
Latrobe, Pa.



20 Jayshen Saigal
So. - G - 6-2 - 175
Scarsdale, N.Y.



21 Burke Chebuhar
Fr. - F - 6-8 - 230
Marietta, Ga.



22 Tyler Whitney-Sidney
Fr. - G - 6-2 - 175
Somerville, Mass.



25 Ben Knostman
Fr. - G - 6-5
Dayton, Ohio



35 Dominic Parolin
So. - F/C - 6-8
Coquitlam, B.C.



42 JT Tan
So. - C - 6-8 - 280
Redondo Beach, Calif.



44 Nic Lynch
Sr. - C - 6-11 - 250
Seattle, Wash.



Dr. Brett Reed
Head Coach
15th Season



Harry Morra
Assistant Coach
Seventh Season



Quinn McDowell
Assistant Coach
Third Season



Willie Jenkins
Assistant Coach
First Season



Greg Tarca
Director of Operations
Fourth Season

2021-22 STATISTICAL LEADERS (NUMBER OF GAMES)

Game Leaders

Player	10+ Pts	20+ Pts	30+ Pts	10+ Rebs	15+ Rebs	20+ Rebs	5+ Ast	10+ Ast	5+ Steals	5+ Blks	D.D.	Pts	Reb	Ast
0 - Alamudun	1													
1 - J. Wilson														
2 - Betlow														
4 - Traina														
5 - Taylor														
10 - Sinclair														
11 - M. Wilson	1	1										1		
13 - Higgins Jr.														
15 - Fenton														
20 - Saigal														
21 - Chebuhar														
22 - Whitney-Sidney														
25 - Knostman														1
35 - Parolin	1			1							1		1	
42 - Tan														
44 - Lynch														

WHEN LEHIGH...

Plays at home:0-0
 Plays on the road:0-1
 Plays at neutral sites:0-0

Leads at the half:0-1
 Trails at the half:0-0
 Is tied at the half:0-0

Goes to overtime:0-1

Scores 90 or more points:0-0
 Scores 80-89 points:0-0
 Scores 70-79 points:0-1
 Scores 60-69 points:0-0
 Scores 50-59 points:0-0
 Scores 40-49 points:0-0
 Scores fewer than 40 points:0-0

Allows 90 or more points:0-0
 Allows 80-89 points:0-0
 Allows 70-79 points:0-1
 Allows 60-69 points:0-0
 Allows 50-59 points:0-0
 Allows 40-49 points:0-0
 Allows fewer than 40 points:0-0

Shoots 50% or more:0-0
 Shoots 40-49%:0-1
 Shoots 30-39%:0-0
 Shoots under 30%:0-0

Allows 50% or more0-0
 Allows 40-49%:0-0
 Allows 30-39%:0-1
 Allows under 30%:0-0

Shoots 50% or more 3FG:0-0
 Shoots 40-49% 3FG:0-0
 Shoots 30-39% 3FG:0-1
 Shoots under 30% 3FG:0-0

Allows 50% or more 3FG:0-0
 Allows 40-49% 3FG:0-0
 Allows 30-30% 3FG:0-0
 Allows under 30% 3FG:0-1

Outrebounds opponents:0-1
 Is outrebounded:0-0
 Ties opponent in rebounding:0-0

Commits fewer than 15 turnovers:0-0
 Commits 15 or more turnovers:0-1

Forces 15 or more turnovers:0-0
 Forces fewer than 15 turnovers:0-1

Commits more turnovers:0-1
 Commits fewer turnovers:0-0
 Tie in turnover:0-0

LEHIGH...

By Month

November0-1

By Day

Wednesday0-1

MID-MAJOR TOP 25

*November 1, 2021 Poll

Team	Record	Points
1 Gonzaga (31)	0-0	775
2 Belmont	0-0	685
3 BYU	0-0	679
4 Drake	0-0	643
5 Liberty	0-0	551
6 Buffalo	0-0	487
7 Georgia State	0-0	447
8 Saint Mary's	0-0	445
9 Loyola Chicago	0-0	413
10 South Dakota State	0-0	410
11 Missouri State	0-0	336
12 San Francisco	0-0	286
13 Iona	0-0	274
14 UCSB	0-0	248
15 New Mexico State	0-0	242
16 Vermont	0-0	225
17 Toledo	0-0	222
18 Louisiana	0-0	217
19 Yale	0-0	197
20 Wright State	0-0	192
21 Chattanooga	0-0	178
22 Loyola Marymount	0-0	176
23 Southern Utah	0-0	172
24 Ohio	0-0	155
25 North Dakota State	0-0	146

OTHERS RECEIVING VOTES: Winthrop 137, Northern Iowa 123, Cleveland State 113, UC Irvine 99, ETSU 88, Murray State 85, Furman 76, Weber State 60, Colgate 55, Delaware 53, Morehead State 46, Oral Roberts 40, Milwaukee 38, Northeastern 35, Grand Canyon 28, Jacksonville State 27, Stephen F. Austin 26, Boston University 23, Harvard 22, Stony Brook 15, Wofford 15, Abilene Christian 11, Kent State 7, Eastern Kentucky 6, Santa Clara 6, Campbell 5, Detroit 5, Drexel 5, Marist 5, Bowling Green 4, James Madison 4, Akron 3, Nicholls State 3, UC Riverside 3, California Baptist 2, UNC Greensboro 1.

ALL-TIME VS. NJIT

Lehigh has won all four meetings against NJIT all-time, most recently playing on Jan. 4, 2011 - a 92-83 Mountain Hawks' win on the road. Michael Ojo scored a career-high 33 points in the victory. Lehigh also owns wins over the Highlanders in 2010 (86-79), 2008 (66-38) and 2007 (67-58).

SCOUTING THE HIGHLANDERS

NJIT is 0-1 on the young season, having dropped a 61-54 final at home vs. Merrimack. The Highlanders trailed 35-23 at the half before chipping away in the second. NJIT got as close as five, but that came with six seconds remaining as Merrimack held on. Miles Coleman led NJIT in scoring with 19 points while Antwan Butler and Dylan O'Hearn had 11 and 10, respectively. Last season, NJIT finished 7-12, including 6-10 in the America East. The Highlanders lost their leading scorer from last season in senior Zach Cooks, who averaged 17.1 points and 4.9 rebounds. O'Hearn is NJIT's leading returning scorer after averaging 10.7 during his junior campaign.

NJIT PROJECTED STARTERS

Pos.	No.	Name	PPG	RPG
G	2	Dylan O'Hearn (Sr., 6-4)	10.0	6.0
F	5	Miles Coleman (Sr., 6-5)	19.0	6.0
F	15	Matt Faw (Gr., 6-9)	7.0	4.0
F	21	Souleymane Diakite (Sr., 6-9)	0.0	5.0
G	23	Antwan Butler (Sr., 6-0)	11.0	4.0

HIGHLANDERS LAST TIME OUT...

NEWARK, N.J. (11/11/21) - The NJIT men's basketball team opened its season on Thursday evening at the Wellness and Events Center, falling to visiting Merrimack 61-54 in front of 500+ fans. Miles Coleman led all scorers with 19 points and also finished with six rebounds, as did teammates Mekhi Gray, James Lee, and Dylan O'Hearn. The Highlanders out-rebounded the Warriors 40-23, including 13-1 on the offensive glass.

IF LEHIGH BEATS NJIT...

- Lehigh would win its home opener for the 12th time in its last 15 tries.
- The Mountain Hawks would improve to 5-0 all-time against NJIT and 3-0 at home.
- Lehigh would snap a five-game home losing streak. Its last home win was in the 2020-21 season opener - the 90-89 overtime win over Lafayette on Jan. 2.
- With a win, head coach Brett Reed would tie former Bucknell head coach Pat Flannery for the second most overall victories, and league wins, in Patriot League history. Reed is currently at 233 and 125, respectively (see page 5 of notes for more).

SEASON OPENING NOTES

- Wednesday's loss at Rutgers was just Lehigh's second in its last five season openers.
- The Mountain Hawks won their first game last season, at home on Jan. 2, 2021 - a 90-89 overtime win over rival Lafayette.
- In 2017, the Mountain Hawks defeated Marist in overtime, 84-76, to snap an eight-game losing streak in season openers. The previous seven came against power conference opponents: Penn State (2010), St. John's (2011), Baylor (2012), Minnesota (2013), Villanova (2014), Syracuse (2015) and Xavier (2016).
- Prior to that point, the previous season-opening victory came on Nov. 15, 2008, a 79-62 win at Saint Peter's.
- Lehigh went on to an impressive 85-61 season opening win at Monmouth on Nov. 6, 2018, giving it consecutive season-opening wins for the first time since 1998 and 1999.

2021-22 LEHIGH QUICK FACTS

GENERAL INFORMATION

Location.....	Bethlehem, Pa.
Founded.....	1865 by Asa Packer
Undergraduate Enrollment.....	5,203
President.....	Joseph J. Helble
Murray H. Goodman Dean of Athletics.....	Joe Sterrett
Athletic Department Phone.....	(610) 758-4300
Historical Nickname.....	Mountain Hawks
Mascot.....	Mountain Hawk (Clutch)
Colors.....	Brown and White
Home Arena.....	Stabler Arena (5,600)
National Affiliation.....	NCAA Division I
Conference.....	Patriot League

2021-22 TEAM INFORMATION

2020-21 Record.....	4-11
2020-21 Patriot League Record/Finish.....	4-10/t-9th
Players Returning/Lost.....	12/2
Starters Returning/Lost.....	5/0
Newcomers.....	4
Fr. / So. / Jr. / Sr. / 5th.....	4 / 5 / 4 / 2 / 1

MEDIA RELATIONS

Men's Basketball SID Contact.....	Justin Lafleur
Email.....	jul310@lehigh.edu
Office Phone.....	(610) 758-6631
Press Row Phone.....	(610) 758-4903/4933
Website.....	www.lehighsports.com
Mailing Address.....	641 Taylor St. Bethlehem, Pa. 18015

STATISTICS COMPARISON (2020-21 Statistics)



Scoring Offense	70.0	54.0
Scoring Defense	73.0	61.0
Scoring Margin	-3.0	-7.0
Field Goal Pct.	.474	.340
Field Goal Pct. Defense	.375	.432
Free Throw Pct.	.647	.632
3FG Made Per Game	5.0	6.0
3FG Pct.	.313	.286
3FG Pct. Defense	.077	.409
Rebounding	43.0	40.0
Rebounding Allowed	41.0	23.0
Rebounding Margin	+2.0	+17.0
Assists	14.0	4.0
Steals	4.0	10.0
Turnovers	22.0	20.0

SCORE BY PERIOD

	1	2	OT	Total
LEHIGH	36	27	7	70
OPPONENTS	31	32	10	73
	1	2	Total	
NJIT	23	31	54	
OPPONENTS	35	26	61	

NJIT SERIES HISTORY

Overall:	Lehigh leads, 4-0
Last Meeting:	Jan. 4, 2011
Last Result:	Lehigh, 92-83
Current Streak:	Lehigh - 4 wins
Last 10:	Lehigh, 4-0

Last 10 meetings:

Jan. 4, 2011	at NJIT	Lehigh, 92-83
Jan. 2, 2010	at Lehigh	Lehigh, 86-79
Dec. 31, 2008	at NJIT	Lehigh, 66-38
Nov. 26, 2007	at Lehigh	Lehigh, 67-58

LAST MEETING NOTABLES

- The story in the early going was Ojo, coupled with NJIT's hot three-point shooting, which led to a 43-33 first-half lead.
- The Mountain Hawks continued to extend their double-digit advantage, but NJIT wouldn't say die, pulling within single digits on numerous occasions. But Lehigh never let it get closer than six.
- Along with Ojo's career-high performance, senior David Safstrom also posted a career-high six. Ojo's 33 points marked Lehigh's fourth 30+ point effort of the season. It also gave him 500-career points as he entered the game only 20 away.
- Sophomore C.J. McCollum finished the evening with 14 points, including 8-of-8 from the free throw line. Fellow sophomore Gabe Knutson also impressed with 16 points and five rebounds, while going 8-of-8 from the free throw line as well.
- Senior Prentice Small added 10 points and nine assists in his first start of the season.
- The team's 92 points broke the previous season-high of 91 at Marist.
- A trio of NJIT players finished with 15 or more points, led by 22 from Jheryl Wilson and 19 from Isiah Wilkinson.

LAST MEETING

NEWARK, N.J. (1/4/21) - Behind a career-high 33 points from senior Michael Ojo, the Lehigh men's basketball team jumped out to an early lead and continued to hold off a number of NJIT comeback attempts, on its way to an up tempo 92-83 win on Tuesday evening. Twenty of Ojo's points came in the first half to spark the Mountain Hawks early. Lehigh wraps up its non-league schedule with an identical 9-6 mark as last year, when it won its second Patriot League Championship in program history.

LEHIGH LAST TIME OUT

BOSTON (3/3/21) - No. 7 seed Boston University used a 16-3 run bridging the end of the first half and beginning of the second to create separation as the Lehigh men's basketball team saw its season end Wednesday night with a 69-58 loss in the first round of the Patriot League Tournament. Trailing 60-42 with less than four minutes remaining, the Mountain Hawks staged a 13-4 run to pull within 64-55 with 1:20 still on the clock, but Jonas Harper responded with a 3-pointer on the other end to erase any doubt.

COACH REED PUTTING UP THE W'S

Head coach Brett Reed reached 100-career Patriot League (regular season) wins three seasons ago, becoming just the fourth coach in league history to reach that plateau. Below is the list. Reed tied Jeff Jones of American coach for fastest to reach 100 PL wins in terms of number of seasons (11th season for both Reed and Jones). However, for both Flannery and Jones, it took fewer games to reach 100.

Here is where Reed stands among Patriot League laurels for total wins and Patriot League victories. Reed's 200th win came during a 78-72 home-opening win over Marist on Nov. 13, 2018. He tied Jones for third place with a home win over Saint Francis (Pa.) (Dec. 22) and overtook Jones with an 86-83 victory over Lafayette (Jan. 2) in Stabler Arena. With the thrilling overtime win at Lafayette on Jan. 30, 2019, Reed moved past Jones all alone into third place for Patriot League victories.

Most Patriot League Games Won (Regular Season)

177	Fran O'Hanlon, Lafayette (1995-present)
126	Pat Flannery, Bucknell (1994-08)
125	Brett Reed, Lehigh (2007-present)
108	Jeff Jones, American (2001-13)
95	Ralph Willard, Holy Cross (1999-09)

Most Games Won, All Games as PL Coach

351	Fran O'Hanlon, Lafayette (1995-present)
234	Pat Flannery, Bucknell (1994-08)
233	Brett Reed, Lehigh (2007-present)
205	Jeff Jones, American (2001-13)
192	Ralph Willard, Holy Cross (1999-09)

MILESTONE WATCH

A number of Lehigh players (and coaches) have recently reached significant career milestones or have milestones within grasp, which were reached or could be reached this season.

Player	Milestone	Current #	Away
Jakob Alamudun	100 rebounds	98	2
Nic Lynch	500 points	485	15
Dominic Parolin	100 points	105	-
Evan Taylor	500 points	348	152
	250 rebounds	215	35
Jeameril Wilson	100 assists	91	9
Marques Wilson	1,000 points	748	252
	100 3-pointers	91	9

JENKINS JOINS COACHING STAFF

Head coach Brett Reed announced on Nov. 2 the addition of Willie Jenkins as assistant coach. Jenkins was a former standout at Tennessee Tech, earning Ohio Valley Conference Player of the Year his senior season of 2004-05, while leading his team to the regular season title. He replaces Noel Hightower on the staff, who recently departed for a position with the Indiana Pacers. As a senior in college, Jenkins was named an honorable mention All-American, scoring 546 points for a 19.5 scoring average (along with 7.2 rebounds per game). He was inducted into Tennessee Tech's Hall of Fame in 2015. Jenkins has spent the previous three years as the head boy's varsity basketball coach at Evangelical Christian School (ECS) in Memphis, Tennessee.

ALL-TIME SCORING LEADERS

1.	2,703	Daren Queenan	1985-88
2.	2,361	C.J. McCollum	2009-13
3.	2,043	Tim Kempton	2013-17
4.	1,969	Mike Polaha	1984-88
5.	1,841	Bob Krizansky	1988-92
6.	1,791	Dozie Mbonu	1988-92
7.	1,762	Jose Olivero	2003-07
8.	1,742	Brett Eppehimer	1995-99
9.	1,578	Rashawne Glenn	1992-96
10.	1,526	Gabe Knutson	2009-13
11.	1,524	Matt Logie	1999-03
12.	1,514	Marquis Hall	2006-10
13.	1,453	Austin Price	2013-17
14.	1,418	Chuck Penn	1988-93
15.	1,417	Kyle Leufroy	2015-pres.
16.	1,368	Kahron Ross	2014-18
17.	1,350	Joe Knight#	2004-06
18.	1,327	Mackey McKnight	2010-14
19.	1,316	Bill Griffin	1976-79
20.	1,311	Charlie Brown	1974-77
21.	1,278	Jordan Cohen	2016-pres.
22.	1,260	Zahir Carrington	2006-10
23.	1,242	Bob Fortune	1968-70
24.	1,231	Norm Brandl	1959-62
25.	1,230	Austen Rowland*	2003-04
26.	1,145	Fred Ketcho	1980-83
27.	1,139	Jared Hess	1996-00
28.	1,114	Lance Tejada\$	2014-2019
29.	1,104	Jeff Vandemark	1977-80
30.	1,099	Johnny Waters	1969-71
31.	1,084	Hank Wisniewski	1971-73
32.	1,072	Ray Green:	1975-78
33.	1,068	Bill Cheslock	1985-88
34.	1,058	Charles Blue	1979-82
35.	1,054	Ed Cahn	1952-55
36.	1,032	Jason Fichter	1991-95
37.	1,021	Mike O'Hara	1987-91
38.	1,013	Holden Greiner	2009-13

#Played first two seasons at High Point

*Played first three seasons at Delaware

\$Played first two seasons at East Carolina

PATRIOT LEAGUE ON ESPN+

Every home contest, and every Patriot League game (except any on CBS Sports Network) can be seen live on ESPN+.

CBS SPORTS NETWORK

Lehigh's home game against Bucknell on Monday, Feb. 14 is scheduled to air on CBS Sports Network, as part of the Patriot League's television package.

LEHIGH ON THE AIRWAVES

At least 11 games this season can also be heard on Lehigh Valley FOX Sports (1230/1320 AM, 94.7 FM) with Tom Fallon on play-by-play and Greg Falkenbach '72 set to do color for several home games.

LOCAL AIR TIME

The Lehigh men's basketball program will make appearances on Service Electric TV-2 (Lehigh Valley) this season.

AROUND THE PATRIOT LEAGUE

PATRIOT LEAGUE
STANDINGS

School	Overall			Patriot League		
	W	L	Pct.	W	L	Pct.
American	1	0	1.000	0	0	-
Army West Point	1	0	1.000	0	0	-
Colgate	1	0	1.000	0	0	-
Holy Cross	1	0	1.000	0	0	-
Navy	1	0	1.000	0	0	-
Boston University	0	1	.000	0	0	-
Bucknell	0	1	.000	0	0	-
Lafayette	0	1	.000	0	0	-
Lehigh	0	1	.000	0	0	-
Loyola	0	1	.000	0	0	-

UPCOMING SCHEDULE

Friday, November 12 (Yesterday)

Loyola at South Carolina State	4:00
Gordon College at Boston University	5:00
Holy Cross at Boston College	7:00
American at William & Mary	7:00
Army West Point at Duke	7:00
Cornell at Lafayette	7:30
Virginia Tech at Navy	8:30

Saturday, November 13

Colgate at North Carolina State	2:00
Army West Point at Hartford	2:30
Loyola at College of Charleston	5:00
NJIT at Lehigh	7:00

WILSON PRESEASON ALL-LEAGUE

Following a season which saw him earn second team All-Region, graduate student Marques Wilson was recognized as a preseason All-Patriot League honoree on Wednesday. Wilson was one of five players from around the league recognized. The Mountain Hawks' leading returning scorer, Wilson averaged 15.3 points per contest last season – good for tops on the Mountain Hawks and 10th in the Patriot League.

PAROLIN NAMED TO TEAM CANADA FOR FIBA U19 WORLD CUP

Dominic Parolin represented his country at the FIBA U19 World Cup last summer. The Coquitlam, British Columbia native was one of 14 athletes on Canada's roster for the World Cup that began in early July. Canada was seeded second. The sixteen (16) participating teams in the FIBA U19 Basketball World Cup 2021 was divided into four (4) groups (A, B, C, and D) of four (4) teams each. Each team played against all other teams in its own group (a total of three games for each team). Canada was in Group A along with Senegal, Lithuania, and Japan.

MCCOLLUM STARRING FOR TRAIL BLAZERS

- Former Lehigh standout C.J. McCollum is starring in his ninth NBA season with the Portland Trail Blazers. - McCollum is currently averaging 21.0 points per game this season, along with 4.3 assists and 4.2 rebounds (as of Nov. 11). The point average is 24th in the NBA.

- McCollum began the season with 34 points vs. Sacramento followed by 28 against reigning NBA finalist Phoenix. He scored 20+ points in eight of his first nine games of the season.

- McCollum averaged 20+ points per game each of the previous six years (2015-21) as one of the NBA's most elite scorers.

- On June 27, 2013, McCollum became the first player in school history to be selected in the NBA Draft. He declared for the 2012 draft, but officially withdrew from the NBA Draft on Monday, Apr. 9, 2012 to return to Lehigh for his senior season. McCollum went on to write a piece published on Sporting News' website titled "Why I'm returning to Lehigh for my senior year," citing earning his degree as one of the primary reasons.

STRONG IN THE CLASSROOM

- The Mountain Hawks take a lot of pride in their academic performance. In the fall, 2020 semester, the team put forth an impressive 3.57 GPA and followed that with a 3.14 GPA in the spring of 2021.

- Last spring, the Mountain Hawks placed nine student-athletes onto the Patriot League Academic Honor Roll (for a semester GPA of 3.2+) - Dominic Parolin (3.82, Mathematics), Jayshen Saigal (3.67, Business), Andrei Arion (3.66, Bioengineering), Reed Fenton (3.64, Chemical Engineering), Ben Li (3.61, Arts and Sciences), Luke Traina (3.42, Business), Evan Taylor (3.34, Sociology), Nic Lynch (3.33, Political Science) and JT Tan (3.28, Arts and Sciences).

- In July, the Mountain Hawks received the NABC Team Academic Excellence Award by the National Association of Basketball Coaches (NABC). Teams with a cumulative GPA of 3.0 or higher during the 2019-20 academic year were recognized.

- At the end of 2019-20, Jordan Cohen was named Academic All-Patriot League for a third straight season, becoming just the seventh three-time honoree in league history, joining Lehigh's Gabe Knutson '13 along with Mike Muscala '13 (Bucknell), Joey Ptasinski '15 (Lafayette), Franz Rassman '16 (Loyola), Jesse Reed '16 (American) and Nana Foulland '18 (Bucknell). Freshmen are not eligible for the award.

- Cohen was also named Google Cloud Academic All-District both in 2019 and 2020, Lehigh's first Academic All-District honoree since Marquis Hall in 2009.

UP NEXT...

Following Saturday's game, the Mountain Hawks hit the road to Monmouth next Tuesday (Nov. 17) at 7 p.m.

2021-22 WEEKLY AWARDS

Player of the Week

Rookie of the Week

Lehigh Honorable Mentions

LEHIGH AMONG NATIONAL LEADERS

Final 2020-21 Statistics

Statistic	National Rank	Conference Rank	Value	National Leader	Conference Leader	Value
3-pt Field Goal Attempts (340 ranked)	337	10	231	Alabama	989	Army West Point
Assist Turnover Ratio (340 ranked)	184	5	0.97	Iowa	2.02	Colgate
Assists Per Game (340 ranked)	206	6	12.7	Iowa	19.2	Colgate
Blocked Shots Per Game (340 ranked)	299	9	2.1	Auburn	6.0	American
Defensive Rebounds per Game (340 ranked)	148	6	25.73	Wright St.	30.46	Colgate
Fewest Fouls (340 ranked)	16	4	268	Howard	89	American
Fewest Turnovers (340 ranked)	14	5	196	Howard	72	Bucknell
Field-Goal Percentage (340 ranked)	223	10	43.1	Gonzaga	54.9	Colgate
Field-Goal Percentage Defense (340 ranked)	304	9	46.9	Houston	37.8	Colgate
Free Throw Attempts (340 ranked)	330	7	251	Gonzaga	702	Army West Point
Free Throws Made (340 ranked)	329	8	176	Gonzaga	513	Navy
Free-Throw Percentage (340 ranked)	200	7	70.1	Oral Roberts	82.1	Lafayette
Offensive Rebounds Per Game (340 ranked)	220	6	9.13	North Carolina	15.76	Navy
Personal Fouls Per Game (340 ranked)	215	6	17.9	Miami (FL)	12.3	Army West Point
Rebound Margin (340 ranked)	201	6	-0.7	North Carolina	10.4	Colgate
Scoring Defense (340 ranked)	297	8	76.6	Loyola Chicago	56.1	Navy
Scoring Margin (340 ranked)	307	10	-8.3	Gonzaga	21.3	Colgate
Scoring Offense (340 ranked)	247	10	68.3	Gonzaga	91.0	Colgate
Steals Per Game (340 ranked)	223	8	6.0	Eastern Ky.	10.3	Navy
Three Pt FG Defense (340 ranked)	310	10	36.6	Colgate	26.4	Colgate
Three-Point Field Goals Per Game (340 ranked)	335	10	4.9	Oral Roberts	11.1	Colgate
Three-Point Field-Goal Percentage (340 ranked)	273	9	31.6	Baylor	41.3	Colgate
Total 3-point FGM (340 ranked)	337	10	73	Alabama	348	Army West Point
Total Assists (340 ranked)	320	7	191	Gonzaga	601	Army West Point
Total Blocks (340 ranked)	332	9	32	Southern California	168	Holy Cross
Total Rebounds (340 ranked)	328	7	523	Alabama	1,343	Army West Point
Total Rebounds Per Game (340 ranked)	197	6	34.87	Buffalo	43.76	Colgate
Total Steals (340 ranked)	323	8	90	Eastern Ky.	299	Navy
Turnover Margin (340 ranked)	228	7	-0.9	Ablene Christian	6.3	Navy
Turnovers Forc'd (340 ranked)	251	6	12.13	Ablene Christian	19.93	Navy
Turnovers Per Game (340 ranked)	170	8	13.1	Wisconsin	9.0	Colgate
Won-Lost Percentage (340 ranked)	302	10	26.7	Gonzaga	96.9	Colgate

Statistic	Player	National Rank	Conference Rank	Value	National Leader	Value	Conference Leader	Value
3-pt Field Goal Attempts (347 ranked)					Rashad Williams, Oakland	277	Lonnie Grayson, Army West Point	161
Assist Turnover Ratio (350 ranked)					Jon Williams, Robert Morris	4.00	Neal Quinn, Lafayette	2.94
Assists Per Game (342 ranked)					Jalen Moore, Oakland	8.4	Jordan Burns, Colgate	5.3
Blocked Shots Per Game (346 ranked)					KC Ndefo, Saint Peter's	3.64	Matt Faw, Holy Cross	2.00
Defensive Rebounds per Game (350 ranked)	Evan Taylor	76	3	5.80	Fardaws Aimaq, Utah Valley	10.68	Santi Aldama, Loyola Maryland	8.29
Double Doubles (333 ranked)	Evan Taylor	225	5	3	Terry Taylor, Austin Peay	20	Santi Aldama, Loyola Maryland	9
Field-Goal Percentage (335 ranked)	Nic Lynch	94	3	49.4	Astbjorn Midtgaard, Grand Canyon	70.7	Santi Aldama, Loyola Maryland	51.3
	Marques Wilson	222	9	44.1				
Free Throw Attempts (344 ranked)					Trayce Jackson-Davis, Indiana	229		
Free Throws Made (341 ranked)					Cameron Thomas, LSU	194	Justin Jaworski, Lafayette	73
Free-Throw Percentage (350 ranked)					Ty Gadsden, UNCW	94.4	Justin Jaworski, Lafayette	91.2
Minutes Per Game (350 ranked)	Marques Wilson	326	11	32:14	Jamir Harris, American	38:56	Jamir Harris, American	38:56
Offensive Rebounds Per Game (350 ranked)					Terry Taylor, Austin Peay	5.15	Gerrale Gates, Holy Cross	2.93
Points Per Game (350 ranked)	Marques Wilson	226	10	15.3	Max Abmas, Oral Roberts	24.5	Justin Jaworski, Lafayette	21.5
Rebounds Per Game (349 ranked)	Evan Taylor	146	5	7.3	Fardaws Aimaq, Utah Valley	15.0	Santi Aldama, Loyola Maryland	10.1
Steals Per Game (346 ranked)	Marques Wilson	117	5	1.60	Jacob Gilyard, Richmond	3.57	Connor Nelson, American	2.25
Three-Point Field Goals Per Game (343 ranked)					Jamir Harris, American	3.90	Jamir Harris, American	3.90
Three-Point Field-Goal Percentage (90 ranked)					Chris Shelton, Hampton	48.6	Jamir Harris, American	43.8
Total 3-point FGM (347 ranked)					Spencer Littleton, Toledo	103	Lonnie Grayson, Army West Point	53
Total Assists (347 ranked)					Jalen Moore, Oakland	252	Jordan Burns, Colgate	85
Total Blocks (349 ranked)					Neemias Queta, Utah St.	97	Matt Faw, Holy Cross	32
Total Field Goal Attempts (347 ranked)					Isaiah Miller, UNC Greensboro	512	Santi Aldama, Loyola Maryland	263
Total Field Goals Made (338 ranked)					Luka Garza, Iowa	281	Santi Aldama, Loyola Maryland	135
Total Minutes (350 ranked)					D.J. Stewart Jr., Mississippi St.	1153:46		
Total Points (350 ranked)					Luka Garza, Iowa	747	Santi Aldama, Loyola Maryland	361
Total Rebounds (347 ranked)					Fardaws Aimaq, Utah Valley	330	Santi Aldama, Loyola Maryland	172
Total Steals (328 ranked)					Jacob Gilyard, Richmond	82	Josh Caldwell, Army West Point	42
Triple Doubles (4 ranked)					Chandler Vaudrin, Winthrop	3		

2021-22 CHARGES TAKEN

Season Leaders

Evan Taylor (1)

at Rutgers (11/10)

Evan Taylor (1)

5:19 left in second half

2021-22 DUNK COUNT

Season Leaders

Reed Fenton (2)

at Rutgers (11/10)

Reed Fenton (2)

14:47 left in first half

10:37 left in second half

THE LAST TIME A LEHIGH TEAM...

Scored 100+ points

vs. Saint Francis (Pa.) (12/12/16)

Lehigh won, 100-67

Scored 90+ points

vs. Lafayette (1/2/21)

Lehigh won, 90-89 (OT)

Scored 80+ points

at Holy Cross (1/24/21)

Lehigh won, 82-74

Allowed 90+ points

at Bucknell (1/31/21)

Lehigh lost, 92-68

Had five players in double figures

J. Wilson - 18, M. Wilson - 14, Karnik - 11, Taylor - 10, Cohen - 10

vs. Loyola (3/3/20)

Lehigh won, 78-75

Had two players score 15+ points

M. Wilson - 22, Lynch - 22

at Lafayette (2/27/21)

Lehigh lost, 75-69

Had two players score 20+ points

M. Wilson - 22, Lynch - 22

at Lafayette (2/27/21)

Lehigh lost, 75-69

Shot 50% or better from the floor

53.6% (30-56) - at Holy Cross (1/24/21)

Lehigh won, 82-74

Shot 50% or better from three-point range

50.0 (4-8) - vs. Lafayette (1/2/21)

Lehigh won, 90-89 (OT)

Did not hit a three-pointer

0-for-13 - vs. Columbia (11/23/14)

Lehigh lost, 54-44

Played an overtime game

at Rutgers (11/10/21)

Lehigh lost, 73-70 (OT)

Played a double overtime game

vs. Loyola (1/24/18)

Lehigh lost, 91-88 (2OT)

Recorded 10 steals

15 - at Loyola (2/21/21)

Lehigh won, 76-72

Forced 20 turnovers

20 - vs. Loyola (3/3/20)

Lehigh won, 78-75

THE LAST TIME A LEHIGH PLAYER...

Recorded a double-double in points and rebounds

13 points, 14 rebounds - Dominic Parolin

at Rutgers (11/10/21)

Lehigh lost, 73-70 (OT)

Recorded a double-double in points and assists

17 points, 10 assists - Kahron Ross

vs. Bucknell (2/25/15)

Lehigh won, 84-65

Scored 25+ points in a game

26 - Marques Wilson

at Bucknell (1/16/21)

Lehigh lost, 75-70

Scored 35+ points in a game

36 - Lance Tejada

at Holy Cross (1/9/19)

Lehigh won, 99-94 (OT)

Recorded 5 or more steals in a game

5 - Marques Wilson

at Lafayette (1/3/21)

Lehigh lost, 82-70

Handed out 10 or more assists in a game

10 - Kyle Leufroy

at Yale (12/5/18)

Lehigh lost, 97-87

Handed out 5 or more assists in a game

6 - Marques Wilson

vs. Lafayette (2/28/21)

Lehigh lost, 71-70

Grabbed 10 or more rebounds in a game

15 - Evan Taylor

at Lafayette (2/27/21)

Lehigh lost, 75-69

Blocked 5 or more shots in a game

6 - Jesse Chuku

at Boston University (1/31/16)

Lehigh lost, 75-73

Made 10+ three pointers in a game

10 - Lance Tejada

at Holy Cross (1/9/19)

Lehigh won, 99-94 (OT)

Made 5+ three-pointers in a game

6 - Reed Fenton

vs. Army West Point (2/1/20)


Lehigh lost, 80-79

Hit a game-winning shot

Marques Wilson - long 3-pointer as buzzer sounded

vs. Lafayette (1/2/21)

Lehigh won, 90-89 (OT)



BRETT REED

Head Coach - 15th Season

The 2021-22 season is Dr. Brett Reed's 15th as the Murray H. Goodman '48 Head Men's Basketball Coach at Lehigh University. In 14 years on the sideline, Reed has become the winningest coach in Lehigh history and has won nearly 70 percent of his games at Stabler Arena.

During the 2012-13 season, Reed won his 100th career game and became the fastest coach to 100 wins in the history of the Patriot League. The same season, he also became the all-time winningest coach in school history. Early in the 2018-19 season, he reached 200 career victories. Reed is the Patriot League's second longest-tenured coach.

Reed owns a 55.3 career winning percentage, among the best in Patriot League history and second among active coaches. Reed's 233 overall wins, and 125 Patriot League victories, are both third in league history.

Reed has consistently won at Lehigh, eclipsing 20 wins three times in a four-year span from 2009-13, which also included three national postseason appearances. The Mountain Hawks twice won the Patriot League and advanced to the NCAA Tournament while advancing to the College Basketball Invitational in 2013. Lehigh reached back-to-back Patriot League Championship Games in 2016 and 2017, marking the third and fourth times in eight seasons the Mountain Hawks played in the title game. In 2018-19, Reed led Lehigh to 20 victories for the fifth time in 10 years, finishing in the top four of the league standings in nine of the last 10 seasons. Reed's teams have played their best basketball when it matters, posting a 22-2 record in February between 2016 and 2018 (9-0 in 2016, 6-2 in 2017 and 7-0 in 2018). The Mountain Hawks are 27-5 in February from 2016-19, 32-9 from 2016-20 and 65-40 in the month during Reed's head coaching career.

Lehigh has developed plenty of impressive talent in Reed's tenure, led by two-time All-American and Patriot League Player of the Year C.J. McCollum '13 who was selected 10th overall by the Portland Trail Blazers in the 2013 NBA Draft and has developed into an NBA star. McCollum has finished at or near the top 20 in the NBA in scoring each of the last three seasons (23.0 points per game in 2016-17, 21.4 in 2017-18, 21.0 in 2018-19 and 22.2 in 2019-20). Tim Kempton '17 was a two-time Patriot League Player of the Year, who was invited to play for the Milwaukee Bucks in the NBA Summer League following graduation, leading to a professional contract overseas. Reed has recruited at an extremely effective rate, as 19 alumni have signed pro contracts over his first 13 years as head coach.

Reed will be most remembered for the 2011-12 season, when the Mountain Hawks posted a school-record 27 wins, along with the program's third Patriot League Championship (and second in the three years). The highlight was a historic 75-70 NCAA Tournament win over Duke, becoming only the sixth No. 15 seed to ever beat a No. 2 seed and second in the same day (Norfolk State defeated Missouri just hours earlier). McCollum led the way with 30 points as Lehigh never trailed by more than five and was leading for much of the game. Mountain Hawks' largest lead came in the final minute (eight) as the squad always had an answer for the Blue Devils' runs.

That game helped put the Lehigh men's basketball program squarely on the map as over the ensuing days, the Mountain Hawks were featured in an endless number of national media outlets including SportsCenter, ESPN Radio, Fox Sports Radio, Sports Illustrated, USA Today and much more. The Mountain Hawks entered the following season ranked among the mid-major's best teams by numerous outlets. The 2011-12 season also featured a school record for nonleague wins (12), the Mountain Hawks shattered the program's previous wins record of 22 (also set by a Reed-led team). Along the way, Lehigh played tough against power conference foes, including NCAA Tournament No. 1 seed Michigan State when the Mountain Hawks held a 38-35 lead at the half.

The Mountain Hawks earned two more wins against power conference foes during the 2014-15 season as Lehigh took a big step forward in its quest to return to championship contention. The Mountain Hawks' season was highlighted by two wins over power conference opponents DePaul and Arizona State, and a tight loss to eventual No. 1 seed in the NCAA Tournament Villanova. The Mountain Hawks rebounded by winning seven-of-eight games midway through the Patriot League schedule. Late in the season, Lehigh dominated eventual regular season champion Bucknell to clinch a home game in the Patriot League Quarterfinals.

Several individuals took their play to new levels in 2014-15, highlighted by Kempton who was named the league's Player of the Year as just a sophomore. Along with Kempton, freshman Kameron Ross became the Mountain Hawks' fifth Patriot League Rookie of the Year in the previous nine seasons, along with Marquis Hall (2007), Rob Keefer (2008), McCollum (2010) and Kempton (2014). Ross set a single-game record with 14 assists in Lehigh's thrilling win at Arizona State.

Lehigh rebounded from a slow start in 2015-16 winning 11 straight games beginning in early February, tying the program's 90-year school record. The Mountain Hawks surged to the No. 2 seed in the league tournament and went on to host the quarterfinals, semifinals and championship game. It marked the sixth time in seven seasons that Lehigh has played at least one Patriot League Tournament game at home. The Mountain Hawks wrapped up an undefeated February, their first undefeated month since November of 1993. When all was said and done, Lehigh finished the season with a school-record 13 Patriot League victories.

Kempton and Ross were each named first team All-Patriot League, marking the first time in school history Lehigh has featured multiple first team honorees. Ross broke the school's single-season record for assists (194), previously held by Mackey McKnight. Kempton was also named Patriot League Player of the Year for the second straight season, becoming just the third player in league history to earn the honor twice before his senior season. The others were McCollum and Colgate's Adonal Foyle. As a team, Lehigh finished the season 15th nationally in three-point percentage (39.2).

The Mountain Hawks finished the 2016-17 season with a 20-12 record, tied for second in the league standings before defeating Colgate and Boston University in the Patriot League Tournament to reach their second straight title game. Among Lehigh's wins was an 87-73 win at Mississippi State, the program's first-ever victory over the SEC. The Mountain Hawks also defeated eventual Ivy League Champion Princeton as one of four wins over NCAA Tournament teams. Kempton led the league in points (20.4) and rebounds (10.4) and was named a Final Five Finalist for Kareem-Abdul Jabbar National Center of the Year. He also became Lehigh's first-ever participant in the 2017 Reese's® Division I College All-Star Game, going on to score a game-high 21 points.

In 2017-18, Lehigh graduated over 4,000 points and 1,600 rebounds from the previous year, but still found itself near the top of the league standings. The Mountain Hawks won eight straight games to end the regular season tied for third place in the league. Among the victories was a thrilling overtime win over Bucknell in early February, handing the eventual Patriot League Champion its last defeat until the NCAA Tournament. Lehigh finished the season 4-1 in overtime. Ross finished his career as the Lehigh and Patriot League all-time career leader for assists. He was named second team All-Patriot League, becoming the program's first-ever four-time All-League honoree. Ross also became the first student-athlete in program history to finish his career 4-0 at archrival Lafayette. In

one stretch, Lehigh exceeded 50 percent from three-point range in six straight games. The Mountain Hawks had double-digit makes in eight straight and 10-of-11, finishing the year 40.6 percent as a team, good for ninth nationally.

The hot shooting continued in 2018-19 as Lehigh knocked down 42.3 percent of its three-pointers, leading the nation and almost a full percent more than any other team in the country. It also marked a Patriot League record. The Mountain Hawks finished the year 20-11 and 12-6 in league play, their fifth straight season with 10+ Patriot League victories. Lehigh's 7-4 nonleague record was its best since 2011-12. Lance Tejada received All-League recognition for a second straight season, garnering first-team laurels for the first time. The Mountain Hawks did not lose two straight games all season, showing strong resiliency and an ability to bounce back. In the Patriot League Quarterfinals vs. Army, Lehigh came back from a double-figure second-half deficit to advance, marking the Mountain Hawks' third double-figure second-half comeback against the Black Knights of the season. In the Patriot League opener at Holy Cross, Lehigh erased an 18-point deficit to beat the Crusaders in overtime, the largest comeback in Reed's head coaching tenure. Tejada tied the program record for three-pointers with 10 in the victory, tying the mark set by Joe Knight and teammate Pat Andree. Less than a month later, Lehigh went on to erase a 19-point deficit at Army West Point.

The 2019-20 season saw the Mountain Hawks fight through some early struggles, but never quit and finished the season 6-3 over their final nine games. It included wins over three of the four eventual Patriot League semifinal teams, and a home Patriot League Tournament victory over Loyola. It was the 10th time in 11 seasons Lehigh hosted at least one PLT contest.

Another impressive season under Reed came in 2012-13 when the Mountain Hawks finished 21-10 and played in a national postseason tournament for a second straight season and third time in four years. Lehigh began the season 9-2, including an eight-game winning streak capped off by a 90-75 win at North Texas. McCollum went down with a season-ending injury at VCU on Jan. 5, but the Mountain Hawks wouldn't go away quietly. Lehigh posted a 10-4 record in league play to tie for second in the league standings. Reed picked up his 100th career win in style as the Mountain Hawks defeated Fairleigh Dickinson, 102-62. He went on to post his school record-breaking victory in a 72-43 win at Navy. Following the season, McCollum, the Patriot League's all-time leading scorer, became the first player in school history and second in league history selected in the NBA Draft.

Reed's first Patriot League Title as head coach came in 2009-10 when he led the Mountain Hawks to their second Patriot League Tournament Championship, first outright regular season league title, the most wins in school history (at the time) and the most-ever wins at Stabler Arena. The Mountain Hawks also led the Patriot League in scoring offense, scoring margin, three-point percentage, assist-to-turnover ratio and defensive rebounds. Their 220 made three-pointers established a new school record, later broken just four seasons later when Lehigh knocked down 235 in 2013-14. The 2009-10 team also set a mark for the most dominant run in the Patriot League Tournament's history, winning every game by 15 points or more. They also excelled in the classroom. Lehigh's starting five of Dave Buchberger, Zahir Carrington, Hall, McCollum and Gabe Knutson achieved an average grade point average of 3.2.

During Reed's second season at the helm in 2008-09 season, the Mountain Hawks continued to build upon the solid foundation established at the beginning of his Lehigh career. The accomplishments included the most overall road wins since 1991 and the school's first-ever victory over a Big East foe. Hall went onto become Lehigh's first-ever Patriot League Men's Basketball Scholar-Athlete of the Year, while Carrington was the school's first All-District selection since 1988.

In his first season as a collegiate head coach, Reed led the Mountain Hawks to the third most wins for a first-year headman in the 108-season history of Lehigh Basketball. Reed mentored the Mountain Hawks' second consecutive Patriot League Rookie of the Year in Keefer as Lehigh became the first school in the league to accomplish that feat. In addition, Reed oversaw a defensive unit that held league foe Bucknell to just 39 points on February 27, 2008 - the second fewest points ever allowed by the Brown and White since the inception of Patriot League play in 1990.

Reed has recruited and developed some excellent basketball talent over the course of his career at Lehigh. In addition to McCollum and several Rookie of the Year performers, there have been a host of others who have enjoyed individual accomplishments and recognition. Lehigh has also featured high-level performers in the classroom and community as well. Hall was named the Patriot League Scholar-Athlete of the Year in consecutive seasons while Knutson was a three-time Academic All-Patriot League performer. Andree and Jordan Cohen were named Academic All-League in 2017-18. Hall, McCollum and Kempton have been named finalists for the Senior CLASS Award while Knutson, Corey Schaefer, Austin Price and Tejada have been named candidates for the prestigious award.

Reed was named Lehigh's head coach on August 10, 2007. He had been an assistant at Lehigh for the previous five years, serving as associate head coach for the 2006-07 campaign.

Prior to his time at Lehigh, Reed served as the top assistant coach at High

REED'S ALL-TIME RECORD

Year	Record (Pct.)	PL	Home	Notables
2007-08	14-15 (.483)	7-7	11-4	
2008-09	15-14 (.517)	5-9	8-6	
2009-10	22-11 (.667)	10-4	15-2	PL Reg Season Championship PL Tourn. Championship NCAA Tournament
2010-11	16-15 (.516)	6-8	9-5	PL Semifinals
2011-12	27-8 (.771)	11-3	12-1	PL Tourn. Championship NCAA win over Duke
2012-13	21-10 (.678)	10-4	11-3	College Basketball Invitational
2013-14	14-18 (.438)	7-11	9-5	
2014-15	16-14 (.533)	10-8	8-5	Wins over DePaul, Arizona St.
2015-16	17-15 (.531)	13-5	10-6	Hosted PL Championship
2016-17	20-12 (.625)	12-6	12-2	2nd straight PL Champ Game
2017-18	16-14 (.533)	11-7	9-6	7-0 in February
2018-19	20-11 (.645)	12-6	11-3	
2019-20	11-21 (.344)	7-11	8-6	
2020-21	4-11 (.267)	4-10	1-5	
2021-22	0-1 (.000)	0-0	0-0	
Total	233-190 (.551)	125-99 (.558)	134-59 (.694)	

Point University in North Carolina for two seasons. Reed was an integral part of the coaching staff that led the Panthers to the Big South Championship Game in 2002. Included in that two-year period, Reed recruited a Big South Rookie of the Year and a Player of the Year.

Reed spent 1999-2000 as the Director of Basketball Operations at the University of North Carolina - Greensboro. He began his collegiate coaching career at Oakland (Mich.) Community College where he was an assistant for his father's program.

A native of Waterford, Michigan, Reed attended Eckerd College in St. Petersburg, Florida where he contributed at point guard and helped lead his team to a conference championship and NCAA Tournament appearance. Reed graduated with honors, earning his Bachelor's degree in 1995 before earning his Master's at Wayne State in 1998. In 2003, Reed received his Ph.D. from Wayne State University in Instructional Technology with a Cognate in Sports Administration. He is one of only two Division I men's basketball head coaches in the entire nation to have earned their doctorate degrees. Reed was also honored during his academic career with a number of awards including the prestigious Thomas C. Rumbell Fellowship.

Reed and his wife Kindra reside in Bethlehem with their sons Brendan and Calvin, and daughter Makenna.

WHAT THEY'RE SAYING ABOUT COACH REED

"Brett Reed is an excellent basketball coach. He has led the resurgence of Lehigh basketball and turned it into a power from the Patriot League. He's building a program that can withstand one of sport's ultimate challenges - the test of time. It is undoubtedly an impressive accomplishment."

- Mike Krzyzewski, Duke University and U.S. National Team Head Coach

"I've known Brett Reed for over 10 years, and was fortunate to have him on my staff and watch him develop as a coach. I strongly believe Brett is one of the best young coaches in the country. His performance in 2011-12 was as good as or better than anyone in our profession. He's an excellent basketball coach on the floor, has incredible demeanor on the sideline and has proven that he is a top-notch recruiter."

- Fran McCaffery, former Lehigh and current University of Iowa Head Coach

"I am very proud of the success Brett has enjoyed as the head men's basketball coach at Lehigh University. Brett is extremely intelligent, hard-working and passionate about the game of basketball and is a terrific role model for the young men in his program. I am excited for what Brett has been able to accomplish in his short time as the head coach at Lehigh and am confident that he will continue to be successful for many years to come."

- Billy Taylor, former Lehigh and Ball State Head Coach

"Brett Reed is respected by our student-athletes, he is an excellent teacher and communicator and has been an extremely productive recruiter. I admire his values, his work ethic, his energy and his devotion to our players, their education and their experience."

- Joe Sterrett, Lehigh Murray H. Goodman Dean of Athletics

2021-22 STARTING LINEUPS

Date	Opp.	G	G	G	F	C
11/10	at Rutgers	Knostman	M. Wilson	Taylor	J. Wilson	Parolin

TEAM GAME HIGHS

POINTS	70	at Rutgers (11/10/21)
FIELD GOALS MADE	27	at Rutgers (11/10/21)
FIELD GOAL ATTEMPTS	57	at Rutgers (11/10/21)
FIELD GOAL PERCENTAGE	.474 (27-57)	at Rutgers (11/10/21)
3 PT FIELD GOALS MADE	5	at Rutgers (11/10/21)
3 PT FG ATTEMPTS	16	at Rutgers (11/10/21)
3 PT FG PERCENTAGE	.313 (5-16)	at Rutgers (11/10/21)
FREE THROWS MADE	11	at Rutgers (11/10/21)
FREE THROW ATTEMPTS	17	at Rutgers (11/10/21)
FREE THROW PERCENTAGE	.647 (11-17)	at Rutgers (11/10/21)
REBOUNDS	43	at Rutgers (11/10/21)
ASSISTS	14	at Rutgers (11/10/21)
STEALS	4	at Rutgers (11/10/21)
BLOCKED SHOTS	1	at Rutgers (11/10/21)
TURNOVERS	22	at Rutgers (11/10/21)
FOULS	23	at Rutgers (11/10/21)

INDIVIDUAL GAME HIGHS

Points	21	Wilson, Marques at Rutgers (11/10/21)
	13	Parolin, Dominic at Rutgers (11/10/21)
	10	Alamudun, Jakob at Rutgers (11/10/21)
	6	Fenton, Reed at Rutgers (11/10/21)
	5	Higgins Jr., Keith at Rutgers (11/10/21)
Field Goals Made	9	Wilson, Marques at Rutgers (11/10/21)
	4	Alamudun, Jakob at Rutgers (11/10/21)
	4	Parolin, Dominic at Rutgers (11/10/21)
Field Goal Att.	17	Wilson, Marques at Rutgers (11/10/21)
	7	Parolin, Dominic at Rutgers (11/10/21)
FG Pct (min 5 made)	.529 (9-17)	Wilson, Marques at Rutgers (11/10/21)
3-Point FG Made	3	Wilson, Marques at Rutgers (11/10/21)
	1	Betlow, Jake at Rutgers (11/10/21)
	1	Higgins Jr., Keith at Rutgers (11/10/21)
3-Point FG Att.	5	Wilson, Marques at Rutgers (11/10/21)
	4	Higgins Jr., Keith at Rutgers (11/10/21)
3-Pt FG Pct (min 2 made)	.600 (3-5)	Wilson, Marques at Rutgers (11/10/21)
Free Throws Made	5	Parolin, Dominic at Rutgers (11/10/21)
	2	Fenton, Reed at Rutgers (11/10/21)
	2	Alamudun, Jakob at Rutgers (11/10/21)
Free Throw Att.	7	Parolin, Dominic at Rutgers (11/10/21)
	3	Fenton, Reed at Rutgers (11/10/21)
FT Pct (min 3 made)	.714 (5-7)	Parolin, Dominic at Rutgers (11/10/21)
Rebounds	14	Parolin, Dominic at Rutgers (11/10/21)
	7	Taylor, Evan at Rutgers (11/10/21)
Assists	4	Knostman, Ben at Rutgers (11/10/21)
	3	Wilson, Marques at Rutgers (11/10/21)
Steals	2	Wilson, Marques at Rutgers (11/10/21)
	2	Taylor, Evan at Rutgers (11/10/21)
Blocked Shots	1	Parolin, Dominic at Rutgers (11/10/21)
Turnovers	6	Wilson, Marques at Rutgers (11/10/21)
	4	Wilson, Jeameril at Rutgers (11/10/21)
	4	Parolin, Dominic at Rutgers (11/10/21)
Fouls	4	Taylor, Evan at Rutgers (11/10/21)
	3	Knostman, Ben at Rutgers (11/10/21)
	3	Tyler Whitney-Sidney at Rutgers (11/10/21)
	3	Parolin, Dominic at Rutgers (11/10/21)
Minutes	38	Parolin, Dominic at Rutgers (11/10/21)
	36	Wilson, Marques at Rutgers (11/10/21)
	30	Taylor, Evan at Rutgers (11/10/21)
	28	Knostman, Ben at Rutgers (11/10/21)
	24	Wilson, Jeameril at Rutgers (11/10/21)



0 JAKOB ALAMUDUN

Jr. • Forward • 6-6 • History
Huntington Beach, Calif. • Marina

CAREER HIGHS

Category	Total	Latest
Points	19	vs. Cairn (11/12/19)
Rebounds	11	vs. Lafayette (1/2/21)
Assists	3	at Navy (1/2/20)
Minutes	32	vs. Lafayette (1/2/21)
Steals	2	at Bucknell (1/31/21)
Blocks	1	at Columbia (11/30/19)
Field Goals	6	vs. Lafayette (1/2/21)
FG Att.	9	vs. Cairn (11/12/19)
3-Point FG	3	vs. Cairn (11/12/19)
3-Point Att.	5	vs. Cairn (11/12/19)
Free Throws	4	at Boston U. (3/3/21)
FT Att.	5	vs. Lafayette (1/25/20)

2021-22 SEASON HIGHS

Category	Total	Latest
Points	10	at Rutgers (11/10/21)
Rebounds	4	at Rutgers (11/10/21)
Assists		
Minutes	14	at Rutgers (11/10/21)
Steals		
Blocks		
Field Goals	4	at Rutgers (11/10/21)
FG Att.	4	at Rutgers (11/10/21)
3-Point FG		
3-Point Att.		
Free Throws	2	at Rutgers (11/10/21)
FT Att.	2	at Rutgers (11/10/21)

MISC. CAREER STATS

Category	Total	Latest
Double-Figure Pts.	4	at Rutgers (11/10/21)
20+ Point Games		
5+ assists		
10+ rebounds		
Double-Doubles	2	vs. Lafayette (1/2/21)

MISC. SEASON STATS

Category	Total	Latest
Double-Figure Pts.	1	at Rutgers (11/10/21)
20+ Point Games		
5+ assists		
10+ rebounds		
Double-Doubles		

2021-22 UPDATE

- Scored 10 points on 4-of-4 shooting and 2-of-2 from the free throw line in the season opener at Rutgers (11/10). Grabbed four rebounds.

BEFORE LEHIGH

Was a four-time first team All-League honoree as a standout at Marina High School in California ... Also named 2019 league MVP ... As a junior, averaged 21.4 points, 8.6 rebounds and 2.5 assists per game, making 87.4 percent of his free throws ... Finished fourth in Orange County in both scoring and rebounding ... Named to the 2018 and 2019 All-CIF teams, making the state playoffs each year as well ... Garnered first team Los Angeles Times Daily Pilot Boys Dream Team recognition ... Named Daily Pilot Orange County Player of the Year ... In 2018 and 2019, garnered third team All-Orange County recognition ... Named to the 2017-18 Prep Hoops SoCal Most Improved List ... Had multiple 15+ rebound performances, including a 30-point, 25-rebound effort in the Jim Harris Memorial Tournament of Champions ... One of Orange County's most productive players, helping Marina to its first season above .500 since 2009-10 ... Won the CIF Character Award and received All-Academic honors all four years ... In addition, won the Adidas Summer Championship (Silver Division) with his AAU team, the Cali Rebels.



GAME-BY-GAME STATS

Opponent	Date	gs	min	Total		3-Pointers		Free throws		Rebounds				pf	a	t/o	blk	stl	pts	avg
				fg-fga	pct	3fg-fga	pct	ft-fa	pct	off	def	tot	avg							
at Rutgers	11/10/21		14	4-4	1.000	0-0	.000	2-2	1.000	0	4	4	4.0	2	0	1	0	0	10	10.0
Totals		0	14	4-4	1.000	0-0	.000	2-2	1.000	0	4	4	4.0	2	0	1	0	0	10	10.0

Games played: 1
Minutes/game: 14.0
Points/game: 10.0
FG Pct: 100.0
FT Pct: 100.0

Rebounds/game: 4.0
Turnovers/game: 1.0

Career Stats

			Total		3-Point		F-Throws		Rebounds										Scoring	
Season	gp-gs	min/avg	fg-fga	pct	fg-fga	pct	ft-fa	pct	off	def	tot	avg	pf	fo	ast	to	blk	stl	pts	avg
2019-20	26-2	361/13.9	34-106	.321	6-27	.222	29-33	.879	10	52	62	2.4	40	0	13	31	3	9	103	4.0
2020-21	13-2	169/13.0	16-33	.485	0-3	.000	8-14	.571	8	24	32	2.5	18	0	8	15	0	7	40	3.1
2021-22	1-0	14/14.0	4-4	1.000	0-0	.000	2-2	1.000	0	4	4	4.0	2	0	0	1	0	0	10	10.0
TOTAL	40-4	544/13.6	54-143	.378	6-30	.200	39-49	.796	18	80	98	2.5	60	0	21	47	3	16	153	3.8



2021-22 UPDATE

- Had three points, four rebounds and two assists in the season opener at Rutgers (11/10).

BEFORE LEHIGH

Hybrid forward, who graduated from Notre Dame College Prep in Chicago in 2017, playing for Coach Tom Les ... After graduation from Notre Dame, attended Woodstock Academy in Connecticut and play for Coach Tony Bergeron ... Woodstock plays a national schedule against some of the top prep schools in the country ... Named All-Tournament in every holiday tournament senior year ... Team's Defensive Player of the Year ... Illinois State Playoffs Elite 8 ... Invited to several Chicago/Chicagoland All-Star games ... Winningest player in Notre Dame College Prep history (101 wins) ... Featured in Chicago Tribune as Athlete of the Month nominee ... Led Notre Dame to a 26-6 record and a top-20 finish in the state ... In March of 2017, scored a game-high 18 points, 13 in the second half to help Notre Dame past Niles North in the regional final ... Named team captain, first team All-Conference honoree and the team's Co-Most Valuable Player, averaging 14.3 points and 7.3 rebounds along with three assists and one steal ... Among many accolades was an Illinois High School Association Scholastic Achievement Award, Notre Dame College Prep's Faith, Scholarship and Service Award and an Ambassador of the Year Award ... Also played AAU on the prestigious Under Armour circuit for the Wisconsin Playground Warriors and Coach Mike Weinstein.



1 JEAMERIL WILSON

Sr. • Forward • 6-7 • Finance
Chicago, Ill. • Woodstock Academy

CAREER HIGHS

Category	Total	Latest
Points	20	at Army (2/15/20)
Rebounds	15	at Lafayette (2/8/20)
Assists	4	vs. Bucknell (1/17/21)
Minutes	38	vs. Boston U. (2/26/20)
Steals	3	vs. Loyola (3/3/20)
Blocks	3	at American (1/27/20)
Field Goals	8	at Army (2/15/20)
FG Att.	15	at Boston U. (3/3/21)
3-Point FG	3	at Bucknell (1/31/21)
3-Point Att.	6	at Army (2/15/20)
Free Throws	6	vs. Army (3/7/19)
FT Att.	8	at Holy Cross (1/24/21)

2021-22 SEASON HIGHS

Category	Total	Latest
Points	3	at Rutgers (11/10/21)
Rebounds	4	at Rutgers (11/10/21)
Assists	2	at Rutgers (11/10/21)
Minutes	24	at Rutgers (11/10/21)
Steals		
Blocks		
Field Goals	1	at Rutgers (11/10/21)
FG Att.	3	at Rutgers (11/10/21)
3-Point FG		
3-Point Att.	1	at Rutgers (11/10/21)
Free Throws	1	at Rutgers (11/10/21)
FT Att.	2	at Rutgers (11/10/21)

MISC. CAREER STATS

Category	Total	Latest
Double-Figure Pts.	31	at Boston U. (3/3/21)
20+ Point Games	1	at Army (2/15/20)
5+ assists		
10+ rebounds	3	vs. Bucknell (1/30/21)
Double-Doubles	2	vs. Boston U. (2/26/20)

MISC. SEASON STATS

Category	Total	Latest
Double-Figure Pts.		
20+ Point Games		
5+ assists		
10+ rebounds		
Double-Doubles		

GAME-BY-GAME STATS

				Total		3-Pointers		Free throws		Rebounds											
Opponent	Date	gs	min	fg-fga	pct	3fg-fga	pct	ft-fa	pct	off	def	tot	avg	pf	a	t/o	blk	stl	pts	avg	
at Rutgers	11/10/21	*	24	1-3	.333	0-1	.000	1-2	.500	1	3	4	4.0	1	2	4	0	0	3	3.0	
Totals		1	24	1-3	.333	0-1	.000	1-2	.500	1	3	4	4.0	1	2	4	0	0	3	3.0	

Career Stats

Season	gp-gs	min/avg	Total fg-fga	pct	3-Point fg-fga	pct	F-Throws ft-fa	pct	Rebounds off	def	tot	avg	pf	fo	ast	to	blk	stl	Scoring pts	avg
2018-19	31-3	510/16.5	52-94	.553	9-18	.500	36-45	.800	21	61	82	2.6	63	0	23	36	11	12	149	4.8
2019-20	32-29	925/28.9	128-245	.522	31-81	.383	51-68	.750	38	133	171	5.3	72	1	41	72	22	25	338	10.6
2020-21	13-4	331/25.5	43-95	.453	10-27	.370	15-26	.577	14	48	62	4.8	22	0	25	19	1	7	111	8.5
2021-22	1-1	24/24.0	1-3	.333	0-1	.000	1-2	.500	1	3	4	4.0	1	0	2	4	0	0	3	3.0
TOTAL	77-37	1790/23.2	224-437	.513	50-127	.394	103-141	.730	74	245	319	4.1	158	1	91	131	34	44	601	7.8



2 JAKE BETLOW

Jr. • Guard • 6-2 • Finance
Mendham, N.J. • St. Benedict's

CAREER HIGHS

Category	Total	Latest
Points	11	at Navy (1/2/20)
Rebounds	3	at Bucknell (1/16/21)
Assists	3	vs. Navy (1/9/21)
Minutes	28	vs. Bucknell (1/17/21)
Steals	2	vs. Lafayette (1/25/20)
Blocks		
Field Goals	4	at Navy (1/2/20)
FG Att.	8	vs. Lafayette (1/25/20)
3-Point FG	3	at Navy (1/2/20)
3-Point Att.	6	vs. Lafayette (1/25/20)
Free Throws	2	at Lafayette (1/3/21)
FT Att.	2	at Loyola (2/21/21)

2021-22 SEASON HIGHS

Category	Total	Latest
Points	3	at Rutgers (11/10/21)
Rebounds		
Assists		
Minutes	4	at Rutgers (11/10/21)
Steals		
Blocks		
Field Goals	1	at Rutgers (11/10/21)
FG Att.	2	at Rutgers (11/10/21)
3-Point FG	1	at Rutgers (11/10/21)
3-Point Att.	2	at Rutgers (11/10/21)
Free Throws		
FT Att.		

MISC. CAREER STATS

Category	Total	Latest
Double-Figure Pts.	1	at Navy (1/2/20)
20+ Point Games		
5+ assists		
10+ rebounds		
Double-Doubles		

MISC. SEASON STATS

Category	Total	Latest
Double-Figure Pts.		
20+ Point Games		
5+ assists		
10+ rebounds		
Double-Doubles		

2021-22 UPDATE

- Knocked down a big late first-half 3-pointer in the season opener at Rutgers (11/10).

BEFORE LEHIGH

Standout throughout high school career, most recently playing at St. Benedict's in New Jersey and helping his team to an unprecedented 12th State Prep A championship title in 2017-18 ... St. Benedict's was ranked as high as No. 3 in the nation during the season, while being named the No. 1 Independent/Prep Team in the state ... Finished the season earning All-Prep honors ... As a senior, served as team captain and ranked among the top 10 seniors in New Jersey ... In freshman and sophomore years, was part of two teams that combined for a 47-9 record ... During that stretch, won the Somerset County Tournament and advanced to the South Jersey, Non-Public B final ... Led Gil St. Bernard with 81 three-pointers and was second on the team with a 12.2 points per game average as a freshman ... Named MVP of the Somerset County Championship and garnered first team All-County Tournament Team recognition, first team All-State freshman honors (by NJ Hoops/Rivals.com), first team All-Conference and honorable mention All-New Jersey (one of only two freshmen named in New Jersey) ... Named second team All-Area by Courier News and NJ Freshman of the Year by The Star Ledger ... As a sophomore, went on to lead Montverde to a 22-4 record, which included finishing as runners-up in the Dicks National High School Basketball Championship.



GAME-BY-GAME STATS

Opponent	Date	gs	min	Total		3-Pointers		Free throws		Rebounds				pf	a	t/o	blk	stl	pts	avg
				fg-fga	pct	3fg-fga	pct	ft-fga	pct	off	def	tot	avg							
at Rutgers	11/10/21		4	1-2	.500	1-2	.500	0-0	.000	0	0	0	0.0	1	0	0	0	0	3	3.0
Totals		0	4	1-2	.500	1-2	.500	0-0	.000	0	0	0	0.0	1	0	0	0	0	3	3.0

Games played: 1
Minutes/game: 4.0
Points/game: 3.0
FG Pct: 50.0
3FG Pct: 50.0

Career Stats

			Total		3-Point		F-Throws		Rebounds											Scoring	
Season	gp-gs	min/avg	fg-fga	pct	fg-fga	pct	ft-fga	pct	off	def	tot	avg	pf	fo	ast	to	blk	stl	pts	avg	
2019-20	25-1	269/10.8	21-64	.328	12-46	.261	3-5	.600	2	11	13	0.5	30	1	19	14	0	9	57	2.3	
2020-21	15-9	212/14.1	16-51	.314	11-35	.314	3-4	.750	1	10	11	0.7	18	0	16	17	0	3	46	3.1	
2021-22	1-0	4/4.0	1-2	.500	1-2	.500	0-0	.000	0	0	0	0.0	1	0	0	0	0	0	3	3.0	
TOTAL	41-10	485/11.8	38-117	.325	24-83	.289	6-9	.667	3	21	24	0.6	49	1	35	31	0	12	106	2.6	



AS A FRESHMAN (2020-21)

Did not see action due to injury.

BEFORE LEHIGH

Four-year varsity player, three-year starter and two-year captain at Germantown Academy ... Led team in rebounding both junior and senior years (averaging 8.5) ... Averaged 14.8 points per game as a senior, 12.4 as a junior, 10.5 as a sophomore and 8.0 as a freshman ... Was a two-time MVP recipient at the annual State College Holiday Tournament (2018 and 2019) ... Averaged 11 points and six rebounds per game on the UAA circuit as a junior ... Played AAU basketball with DC Premier UAA and CT Elite ... Ranked as a "Top Ten Wing" in PA by Rivals Sports ... Along with basketball, was the quarterback of the football team as a freshman before getting injured and ultimately stopped playing football ... In the classroom, finished with honors ... Was a chair of both a local Christian faith club and a Black students club ... Also founded an entrepreneurship club alongside a friend ... Served as chair of community-based volunteer service that aims to help under-privileged youth with pressing problems of police brutality, mass incarceration, drug abuse, budgeting skills and growing up with a single parent.



4 LUKE TRAINA

Fr. · Guard · 6-5 · Business

Doylestown, Pa. · Germantown Academy

CAREER HIGHS

Category	Total	Latest
Points		
Rebounds		
Assists		
Minutes		
Steals		
Blocks		
Field Goals		
FG Att.		
3-Point FG		
3-Point Att.		
Free Throws		
FT Att.		

2021-22 SEASON HIGHS

Category	Total	Latest
Points		
Rebounds		
Assists		
Minutes		
Steals		
Blocks		
Field Goals		
FG Att.		
3-Point FG		
3-Point Att.		
Free Throws		
FT Att.		

MISC. CAREER STATS

Category	Total	Latest
Double-Figure Pts.		
20+ Point Games		
5+ assists		
10+ rebounds		
Double-Doubles		

MISC. SEASON STATS

Category	Total	Latest
Double-Figure Pts.		
20+ Point Games		
5+ assists		
10+ rebounds		
Double-Doubles		



5 EVAN TAYLOR

Jr. • Guard • 6-6 • Sociology
Glen Ellyn, N.J. • Glenbard West

CAREER HIGHS

Category	Total	Latest
Points	17	at Holy Cross (1/22/20)
Rebounds	15	at Lafayette (2/27/21)
Assists	4	vs. Loyola (1/5/20)
Minutes	37	at Lafayette (2/27/21)
Steals	3	vs. Loyola (3/3/20)
Blocks	2	at Holy Cross (1/22/20)
Field Goals	7	at Holy Cross (1/22/20)
FG Att.	12	at Holy Cross (1/22/20)
3-Point FG	4	vs. Lafayette (2/28/21)
3-Point Att.	5	vs. Lafayette (2/28/21)
Free Throws	6	vs. American (1/11/20)
FT Att.	10	at Loyola (2/21/21)

2021-22 SEASON HIGHS

Category	Total	Latest
Points	3	at Rutgers (11/10/21)
Rebounds	7	at Rutgers (11/10/21)
Assists	2	at Rutgers (11/10/21)
Minutes	30	at Rutgers (11/10/21)
Steals	2	at Rutgers (11/10/21)
Blocks		
Field Goals	1	at Rutgers (11/10/21)
FG Att.	5	at Rutgers (11/10/21)
3-Point FG		
3-Point Att.	2	at Rutgers (11/10/21)
Free Throws	1	at Rutgers (11/10/21)
FT Att.	2	at Rutgers (11/10/21)

MISC. CAREER STATS

Category	Total	Latest
Double-Figure Pts.	15	vs. Lafayette (2/28/21)
20+ Point Games		
5+ assists		
10+ rebounds	5	at Lafayette (2/27/21)
Double-Doubles	3	at Bucknell (1/31/21)

MISC. SEASON STATS

Category	Total	Latest
Double-Figure Pts.		
20+ Point Games		
5+ assists		
10+ rebounds		
Double-Doubles		

2021-22 UPDATE

- Scored three points while adding seven rebounds and two assists in the season opener at Rutgers (11/10).

BEFORE LEHIGH

Standout at Glenbard West High School near Chicago ... Named Suburban Life Player of the Year in 2018-2019 ... Averaged 21.7 points, 3.8 assists and 10.1 rebounds senior year ... As a junior, averaged 18 points, 3.6 assists and 7.1 rebounds ... Finished career with 1,479 points and 671 rebounds, respectively ... Graduated as the program's all-time leader for rebounds ... Had back-to-back 30-point games versus Hinsdale Central and Oak Park River Forest ... Named All-Area Chicago in 2017-18 and 2018-19 ... Illinois Coaches Basketball Association second team All-State honoree as a junior and senior ... Garnered Glenbard West Male Athlete of the Year honors as a senior ... Posted a 4.6 cumulative GPA, was named to the honor roll all four years and recorded Academic All-Conference recognition ... Received the Glenbard Academic Achievement Award in 2017 ... Played on the Adidas Circuit with the Illinois Heat under prestigious coach Terry Head ... All-Tournament honors in every holiday tournament junior and senior years ... Selected as a Chicago Tribune Athlete of the Month nominee in February 2019 ... In March of 2019, scored 25 points and 10 rebounds to lead the Hilltoppers past Naperville North in the regional semifinal.



GAME-BY-GAME STATS

Opponent	Date	gs	min	fg-fga	pct	3fg-fga	pct	ft-fga	pct	off	def	tot	avg	pf	a	t/o	blk	stl	pts	avg
at Rutgers	11/10/21	*	30	1-5	.200	0-2	.000	1-2	.500	0	7	7	7.0	4	2	1	0	2	3	3.0
Totals		1	30	1-5	.200	0-2	.000	1-2	.500	0	7	7	7.0	4	2	1	0	2	3	3.0

Games played: 1
Minutes/game: 30.0
Points/game: 3.0
FG Pct: 20.0
3FG Pct: 0.0
FT Pct: 50.0

Rebounds/game: 7.0
Assists/game: 2.0
Turnovers/game: 1.0
Assist/turnover ratio: 2.0
Steals/game: 2.0

Career Stats

Season	gp-gs	min/avg	fg-fga	pct	3fg-fga	pct	ft-fga	pct	off	def	tot	avg	pf	fo	ast	to	blk	stl	pts	avg
2019-20	28-17	680/24.3	76-181	.420	21-58	.362	41-51	.804	17	82	99	3.5	64	2	22	36	8	14	214	7.6
2020-21	15-10	406/27.1	50-116	.431	11-29	.379	20-35	.571	22	87	109	7.3	36	1	24	15	6	10	131	8.7
2021-22	1-1	30/30.0	1-5	.200	0-2	.000	1-2	.500	0	7	7	7.0	4	0	2	1	0	2	3	3.0
TOTAL	44-28	1116/25.4	127-302	.421	32-89	.360	62-88	.705	39	176	215	4.9	104	3	48	52	14	26	348	7.9



10 JALIN SINCLAIR

So. • Guard • 5-10 • Arts and Sciences
Manhattan, N.Y. • Suffield Academy

CAREER HIGHS

Category	Total	Latest
Points	14	vs Navy (1/9/21)
Rebounds	3	at Holy Cross (1/24/21)
Assists	9	at Holy Cross (1/24/21)
Minutes	27	vs Navy (1/9/21)
Steals	2	at Bucknell (1/31/21)
Blocks		
Field Goals	5	vs Navy (1/9/21)
FG Att.	7	at Bucknell (1/31/21)
3-Point FG	1	at Bucknell (1/31/21)
3-Point Att.	2	at Bucknell (1/31/21)
Free Throws	3	vs Navy (1/9/21)
FT Att.	3	vs Loyola (2/20/21)

2021-22 SEASON HIGHS

Category	Total	Latest
Points		
Rebounds		
Assists		
Minutes		
Steals		
Blocks		
Field Goals		
FG Att.		
3-Point FG		
3-Point Att.		
Free Throws		
FT Att.		

MISC. CAREER STATS

Category	Total	Latest
Double-Figure Pts.	1	vs Navy (1/9/21)
20+ Point Games		
5+ assists	2	at Holy Cross (1/24/21)
10+ rebounds		
Double-Doubles		

MISC. SEASON STATS

Category	Total	Latest
Double-Figure Pts.		
20+ Point Games		
5+ assists		
10+ rebounds		
Double-Doubles		

AS A FRESHMAN (2020-21)

Played in 12 of the 15 games, starting twice ... Averaged 4.2 points and 0.9 rebounds while adding 26 assists and eight steals ... Assist total was second on the Mountain Hawks ... Shot 39.5 percent from the field (17-of-43), 28.6 percent from 3-point range (28.6), and 70.6 percent from the free throw line (12-of-17) ... Scored two points in consecutive games vs. Loyola (2/20) and at Loyola (2/21) ... Finished with nine points and four assists at Bucknell (1/31) ... Career effort at Holy Cross (1/24), dishing a career-high nine assists in second straight win. Also had five points and three rebounds ... Recorded five points, two rebounds and an assist the day prior at Holy Cross (1/23) ... Knocked down a 3-pointer vs. Bucknell (1/17) ... Four points, three rebounds and two assists at Navy (1/10) ... The day prior, scored a career-high 14 points vs. Navy (1/9) while adding five assists and a rebound ... Scored four points at Lafayette (1/3) ... Opened career with two points, an assist and steal in season-opening win over Lafayette (1/2).



BEFORE LEHIGH

Was Team MVP as a senior and League Player of the Year finalist during strong career at Suffield Academy in Connecticut ... Named a top 50 prospect by the NERR (New England Recruiting Part) ... Two-time Class A All-NEPSAC honoree ... Helped team to a 14-8 record in the prestigious New England Preparatory School Athletic Council, reaching the NEPSAC Tournament three times ... Also participated in the Zero Gravity Prep Classic, NERR Coaches vs. Cancer Scholar Roundball Classic and BasketBull Holiday Classic ... Strong off the court as well, was an honor roll student, dorm protector and Boys Club of New York Student-Athlete of the Year ... Played for Nike's EYBL for Summer AAU with New York City's PSA Cardinals ... PSA played all the way into the EYBL's Peach Jam (the most competitive tournament in AAU Basketball) ... Finished first in the EYBL regular season and fourth at the Peach Jam ... Was a three-sport athlete, playing football, baseball and basketball.

2020-21 GAME-BY-GAME STATS

Opponent	Date	gs	min	Total fg-fga	pct	3-Pointers 3fg-fga	pct	Free throws ft-fa	pct	Rebounds off	def	tot	avg	pf	a	t/o	blk	stl	pts	avg
LAFAYETTE	01/02/21	10	1-2	.500	0-1	.000	0-3	.000	0	0	0	0.0	3	1	1	0	1	2	2.0	
at Lafayette	01/03/21	13	1-4	.250	0-1	.000	2-2	1.000	0	0	0	0.0	1	1	1	0	0	4	3.0	
NAVY	01/09/21	27	5-7	.714	1-2	.500	3-3	1.000	0	1	1	0.3	5	5	3	0	0	14	6.7	
at Navy	01/10/21 *	25	2-7	.286	0-1	.000	0-0	.000	1	2	3	1.0	2	2	3	0	2	4	6.0	
at Bucknell	01/16/21	3	0-2	.000	0-2	.000	0-0	.000	0	0	0	0.8	2	0	0	0	0	0	4.8	
BUCKNELL	01/17/21	3	1-2	.500	1-2	.500	0-0	.000	0	0	0	0.7	1	0	1	0	0	3	4.5	
at Holy Cross	01/23/21	24	2-3	.667	0-0	.000	1-2	.500	0	2	2	0.9	0	1	1	0	1	5	4.6	
at Holy Cross	01/24/21	21	1-2	.500	1-2	.500	2-2	1.000	1	2	3	1.1	1	9	3	0	0	5	4.6	
BUCKNELL	01/30/21	7	0-0	.000	0-0	.000	0-0	.000	0	0	0	1.0	3	1	3	0	0	0	4.1	
at Bucknell	01/31/21	22	3-7	.429	1-2	.500	2-2	1.000	0	1	1	1.0	0	4	2	0	2	9	4.6	
LOYOLA MARYLAND	02/20/21 *	20	0-5	.000	0-1	.000	2-3	.667	1	0	1	1.0	1	2	6	0	1	2	4.4	
at Loyola Maryland	2/21/21	14	1-2	.500	0-0	.000	0-0	.000	0	0	0	0.9	3	0	2	0	1	2	4.2	
Totals		2	189	17-43	.395	4-14	.286	12-17	.706	3	8	11	0.9	22	26	26	0	8	50	4.2

Games played: 12
Minutes/game: 15.8
Points/game: 4.2
FG Pct: 39.5
3FG Pct: 28.6
FT Pct: 70.6

Rebounds/game: 0.9
Assists/game: 2.2
Turnovers/game: 2.2
Assist/turnover ratio: 1.0
Steals/game: 0.7

Career Stats

Season	gp-gs	min/avg	Total fg-fga	pct	3-Point fg-fga	pct	F-Throws ft-fa	pct	Rebounds off	def	tot	avg	pf	fo	ast	to	blk	stl	pts	avg
2020-21	12-2	189/15.8	17-43	.395	4-14	.286	12-17	.706	3	8	11	0.9	22	1	26	26	0	8	50	4.2
TOTAL	12-2	189/15.8	17-43	.395	4-14	.286	12-17	.706	3	8	11	0.9	22	1	26	26	0	8	50	4.2



11 MARQUES WILSON

5th Year • Guard • 6-4 • Marketing
Edmond, Okla. • Edmond North

CAREER HIGHS

Category	Total	Latest
Points	28	vs. Lafayette (1/2/21)
Rebounds	10	vs. Bucknell (2/23/20)
Assists	9	vs. Holy Cross (2/12/20)
Minutes	38	vs. Lafayette (1/2/21)
Steals	5	at Lafayette (1/3/21)
Blocks	2	at Loyola (2/21/21)
Field Goals	11	vs. Lafayette (1/2/21)
FG Att.	20	vs. Lafayette (1/2/21)
3-Point FG	4	at Army West Point (1/20/18)
3-Point Att.	7	vs. Loyola (1/5/20)
Free Throws	7	at Lafayette (2/8/20)
FT Att.	10	at Lafayette (2/8/20)

2021-22 SEASON HIGHS

Category	Total	Latest
Points	21	at Rutgers (11/10/21)
Rebounds	2	at Rutgers (11/10/21)
Assists	3	at Rutgers (11/10/21)
Minutes	36	at Rutgers (11/10/21)
Steals	2	at Rutgers (11/10/21)
Blocks		
Field Goals	9	at Rutgers (11/10/21)
FG Att.	17	at Rutgers (11/10/21)
3-Point FG	3	at Rutgers (11/10/21)
3-Point Att.	5	at Rutgers (11/10/21)
Free Throws		
FT Att.	1	at Rutgers (11/10/21)

MISC. CAREER STATS

Category	Total	Latest
Double-Figure Pts.	30	at Rutgers (11/10/21)
20+ Point Games	8	at Rutgers (11/10/21)
5+ assists	9	vs. Lafayette (2/28/21)
10+ rebounds	1	vs. Bucknell (2/23/20)
Double-Doubles		

MISC. SEASON STATS

Category	Total	Latest
Double-Figure Pts.	1	at Rutgers (11/10/21)
20+ Point Games	1	at Rutgers (11/10/21)
5+ assists		
10+ rebounds		
Double-Doubles		

2021-22 UPDATE

Scored a game-high 21 points behind 9-of-17 shooting, including 3-of-5 from 3-point range in the season opener at Rutgers (11/10). Added two rebounds, three assists and two steals.

BEFORE LEHIGH

Three-star, top 50 shooting guard recruit by ESPN ... According to Prep Hoops Oklahoma, was the No. 5 ranked player in Oklahoma ... Standout at Edmond North High School, garnering numerous awards ... In 2017, was named Oklahoma All-State and All-Metro ... Was also an Oklahoma 6A State Champion, State Tournament MVP and All-Conference Offensive Player of the Year ... Led Edmond North to 27-1 record in 2015-16, advancing to the third round of the state playoffs ... Honorable mention All-State selection in 2015-16, averaging 16 points per game ... Played on two AAU teams, including Team Griffin - averaging 11.8 points and five rebounds per game while shooting 37 percent from three-point range ... Also played for the Omaha Elite which was very competitive in July's NY2LA events ... Father was a standout college basketball player, who also played professionally overseas.



GAME-BY-GAME STATS

Opponent	Date	gs	min	Total fg-fga	pct	3fg-fga	pct	Free throws ft-fta	pct	Rebounds off	def	tot	avg	pf	a	t/o	blk	stl	pts	avg
at Rutgers	11/10/21	*	36	9-17	.529	3-5	.600	0-1	.000	1	1	2	2.0	1	3	6	0	2	21	21.0
Totals		1	36	9-17	.529	3-5	.600	0-1	.000	1	1	2	2.0	1	3	6	0	2	21	21.0

Games played: 1
Minutes/game: 36.0
Points/game: 21.0
FG Pct: 52.9
3FG Pct: 60.0
FT Pct: 0.0

Rebounds/game: 2.0
Assists/game: 3.0
Turnovers/game: 6.0
Assist/turnover ratio: 0.5
Steals/game: 2.0

Career Stats

Season	gp-gs	min/avg	Total fg-fga	pct	3-Point fg-fga	pct	F-Throws ft-fta	pct	Rebounds off	def	tot	avg	pf	fo	ast	to	blk	stl	pts	avg
2017-18	29-10	491/16.9	55-118	.466	26-60	.433	20-23	.870	17	57	74	2.6	39	0	35	27	4	23	156	5.4
2018-19	12-1	218/18.2	19-45	.422	9-24	.375	2-4	.500	3	23	26	2.2	18	0	14	11	0	9	49	4.1
2019-20	32-16	906/28.3	100-266	.376	36-102	.353	56-78	.718	17	111	128	4.0	87	1	90	71	1	25	292	9.1
2020-21	15-15	484/32.3	90-204	.441	17-53	.321	33-49	.673	13	48	61	4.1	39	2	42	37	5	24	230	15.3
2021-22	1-1	36/36.0	9-17	.529	3-5	.600	0-1	.000	1	1	2	2.0	1	0	3	6	0	2	21	21.0
TOTAL	89-43	2135/24.0	273-650	.420	91-244	.373	111-155	.716	51	240	291	3.3	184	3	184	152	10	83	748	8.4



2021-22 UPDATE

- Finished with five points and four rebounds in collegiate debut at Rutgers (11/10).

BEFORE LEHIGH

Out of Chaminade Prep in California ... Named first team All-Mission League and also named first team 2AA CIF (California Interscholastic Federation) ... Scored over 1,300 points over first three seasons, averaging 17.6 points, 4.0 rebounds, 2.1 assists and 2.0 steals per game ... Ranked as a top 100 national shooting guard and top 20 Southern California overall player ... As a senior, scored a school record 51 points on Saturday, May 1, 2021 in a 99-76 win over Santa Clarita Christian.



13 KEITH HIGGINS JR.

Fr. • Guard • 6-4 • Arts and Sciences
West Hills, Calif. • Chaminade Prep

CAREER HIGHS

Category	Total	Latest
Points	5	at Rutgers (11/10/21)
Rebounds	4	at Rutgers (11/10/21)
Assists		
Minutes	16	at Rutgers (11/10/21)
Steals		
Blocks		
Field Goals	2	at Rutgers (11/10/21)
FG Att.	5	at Rutgers (11/10/21)
3-Point FG	1	at Rutgers (11/10/21)
3-Point Att.	4	at Rutgers (11/10/21)
Free Throws		
FT Att.		

2021-22 SEASON HIGHS

Category	Total	Latest
Points	5	at Rutgers (11/10/21)
Rebounds	4	at Rutgers (11/10/21)
Assists		
Minutes	16	at Rutgers (11/10/21)
Steals		
Blocks		
Field Goals	2	at Rutgers (11/10/21)
FG Att.	5	at Rutgers (11/10/21)
3-Point FG	1	at Rutgers (11/10/21)
3-Point Att.	4	at Rutgers (11/10/21)
Free Throws		
FT Att.		

MISC. CAREER STATS

Category	Total	Latest
Double-Figure Pts.		
20+ Point Games		
5+ assists		
10+ rebounds		
Double-Doubles		

MISC. SEASON STATS

Category	Total	Latest
Double-Figure Pts.		
20+ Point Games		
5+ assists		
10+ rebounds		
Double-Doubles		

GAME-BY-GAME STATS

				Total		3-Pointers		Free throws		Rebounds											
Opponent	Date	gs	min	fg-fga	pct	3fg-fga	pct	ft-fga	pct	off	def	tot	avg	pf	a	t/o	blk	stl	pts	avg	
at Rutgers	11/10/21		16	2-5	.400	1-4	.250	0-0	.000	0	4	4	4.0	1	0	1	0	0	5	5.0	
Totals		0	16	2-5	.400	1-4	.250	0-0	.000	0	4	4	4.0	1	0	1	0	0	5	5.0	

Games played: 1
Minutes/game: 16.0
Points/game: 5.0
FG Pct: 40.0
3FG Pct: 25.0

Rebounds/game: 4.0
Turnovers/game: 1.0

Career Stats

			Total		3-Point		F-Throws		Rebounds										Scoring	
Season	gp-gs	min/avg	fg-fga	pct	fg-fga	pct	ft-fga	pct	off	def	tot	avg	pf	fo	ast	to	blk	stl	pts	avg
2021-22	1-0	16/16.0	2-5	.400	1-4	.250	0-0	.000	0	4	4	4.0	1	0	0	1	0	0	5	5.0
TOTAL	1-0	16/16.0	2-5	.400	1-4	.250	0-0	.000	0	4	4	4.0	1	0	0	1	0	0	5	5.0



15 REED FENTON

Jr. • Guard • 6-4 • Chemical Engineering
Latrobe, Pa. • Greater Latrobe

CAREER HIGHS

Category	Total	Latest
Points	19	at Loyola (2/21/21)
Rebounds	8	vs. Lafayette (2/28/21)
Assists	6	vs. Loyola (3/3/20)
Minutes	38	vs. Army (2/1/20)
Steals	2	at Lafayette (2/27/21)
Blocks	2	at Drake (11/21/19)
Field Goals	7	vs. Loyola (1/5/20)
FG Att.	14	vs. Holy Cross (2/12/20)
3-Point FG	6	vs. Army (2/1/20)
3-Point Att.	10	vs. Army (2/1/20)
Free Throws	6	vs. Misericordia (11/18/19)
FT Att.	7	vs. Misericordia (11/18/19)

2021-22 SEASON HIGHS

Category	Total	Latest
Points	6	at Rutgers (11/10/21)
Rebounds	1	at Rutgers (11/10/21)
Assists	1	at Rutgers (11/10/21)
Minutes	16	at Rutgers (11/10/21)
Steals		
Blocks		
Field Goals	2	at Rutgers (11/10/21)
FG Att.	5	at Rutgers (11/10/21)
3-Point FG		
3-Point Att.	2	at Rutgers (11/10/21)
Free Throws	2	at Rutgers (11/10/21)
FT Att.	3	at Rutgers (11/10/21)

MISC. CAREER STATS

Category	Total	Latest
Double-Figure Pts.	9	at Loyola (2/20/21)
20+ Point Games		
5+ assists	3	vs. Lafayette (1/2/21)
10+ rebounds		
Double-Doubles		

MISC. SEASON STATS

Category	Total	Latest
Double-Figure Pts.		
20+ Point Games		
5+ assists		
10+ rebounds		
Double-Doubles		

2021-22 UPDATE

- Posted six points, including a pair of big dunks, and added a rebound and assist in the season opener at Rutgers (11/10).

BEFORE LEHIGH

Two-time first team All-Section honoree at Greater Latrobe High School ... As a junior, averaged 23 points and five assists while garnering first team All-Section from Pittsburgh Post-Gazette, along with Pittsburgh Tribune Westmoreland County Terrific 10 honors ... As a sophomore, averaged 16 points and four assists, earning second team All-Section ... Named Class 6A first team All-District as a senior ... Westmoreland County Terrific 10 honoree as a junior and senior ... Named Ray Wild Male Athlete of the Year in 2019 ... Also a standout for the PK Flash AAU program ... Was a first team All-Section honoree all four years in volleyball ... Named first team All-State in volleyball as a senior ... Strong in the classroom, graduating in top five percent of his class ... Named Rotary Student of the Month in January of 2019 ... Math Student of the Month in February of 2017 ... Was a Student Council member and member of the National Honor Society.



GAME-BY-GAME STATS

Opponent	Date	gs	min	Total fg-fga	pct	3fg-fga	pct	Free throws ft-fa	pct	Rebounds off	def	tot	avg	pf	a	t/o	blk	stl	pts	avg
at Rutgers	11/10/21		16	2-5	.400	0-2	.000	2-3	.667	0	1	1	1.0	2	1	0	0	0	6	6.0
Totals		0	16	2-5	.400	0-2	.000	2-3	.667	0	1	1	1.0	2	1	0	0	0	6	6.0

Games played: 1
Minutes/game: 16.0
Points/game: 6.0
FG Pct: 40.0
3FG Pct: 0.0
FT Pct: 66.7

Rebounds/game: 1.0
Assists/game: 1.0
Assist/turnover ratio: 99.9

Career Stats

Season	gp-gs	min/avg	Total fg-fga	pct	3-Point fg-fga	pct	F-Throws ft-fa	pct	Rebounds off	def	tot	avg	pf	fo	ast	to	blk	stl	Scoring pts	avg
2019-20	32-27	824/25.8	79-196	.403	29-89	.326	28-42	.667	13	60	73	2.3	64	1	39	32	8	20	215	6.7
2020-21	15-9	398/26.5	26-86	.302	12-49	.245	23-26	.885	5	33	38	2.5	25	0	22	15	2	12	87	5.8
2021-22	1-0	16/16.0	2-5	.400	0-2	.000	2-3	.667	0	1	1	1.0	2	0	1	0	0	0	6	6.0
TOTAL	48-36	1238/25.8	107-287	.373	41-140	.293	53-71	.746	18	94	112	2.3	91	1	62	47	10	32	308	6.4

**AS A FRESHMAN (2020-21)**

Got into four games - at Lafayette (1/3), vs. Bucknell (1/17), at Bucknell (1/31) and vs. Loyola (2/20).

BEFORE LEHIGH

Named All-League, All-Conference and All-Section as a senior at Scarsdale High School ... Finished season with averages of 20.8 points, 9.4 rebounds and 3.8 assists ... Named LHBCA first team and 13th team All-State (New York) ... In 2019, was named All-State honorable mention ... Averaged 15 points, 8.2 rebounds and 4.2 assists.

**20 JAYSHEN SAIGAL**

So. · Guard · 6-2 · Business
Scarsdale, N.Y. · Scarsdale

CAREER HIGHS

Category	Total	Latest
Points		
Rebounds		
Assists		
Minutes	3	at Bucknell (1/31/21)
Steals		
Blocks		
Field Goals		
FG Att.	1	at Bucknell (1/31/21)
3-Point FG	1	at Bucknell (1/31/21)
3-Point Att.		
Free Throws		
FT Att.		

2020-21 SEASON HIGHS

Category	Total	Latest
Points		
Rebounds		
Assists		
Minutes		
Steals		
Blocks		
Field Goals		
FG Att.		
3-Point FG		
3-Point Att.		
Free Throws		
FT Att.		

MISC. CAREER STATS

Category	Total	Latest
Double-Figure Pts.		
20+ Point Games		
5+ assists		
10+ rebounds		
Double-Doubles		

MISC. SEASON STATS

Category	Total	Latest
Double-Figure Pts.		
20+ Point Games		
5+ assists		
10+ rebounds		
Double-Doubles		

2020-21 GAME-BY-GAME STATS

Opponent	Date	gs	min	Total		3-Pointers		Free throws		Rebounds				pf	a	t/o	blk	stl	pts	avg
				fg-fga	pct	3fg-fga	pct	ft-fa	pct	off	def	tot	avg							
at Lafayette	01/03/21		0	0-0	.000	0-0	.000	0-0	.000	0	0	0	0.0	0	0	0	0	0	0.0	
at Navy	01/10/21		dnp	-	-	-	-	-	-	-	-	-	-	-	-	-	-	-	-	
BUCKNELL	01/17/21	1	0-0	.000	0-0	.000	0-0	.000	0	0	0	0.0	0	0	0	0	0	0	0.0	
at Bucknell	01/31/21	3	0-1	.000	0-1	.000	0-0	.000	0	0	0	0.0	0	0	0	0	0	0	0.0	
LOYOLA MARYLAND	02/20/21	1	0-0	.000	0-0	.000	0-0	.000	0	0	0	0.0	0	0	0	0	0	0	0.0	
at Loyola Maryland	2/21/21		dnp	-	-	-	-	-	-	-	-	-	-	-	-	-	-	-	-	
Totals		0	5	0-1	.000	0-1	.000	0-0	.000	0	0	0	0.0	0	0	0	0	0	0.0	

Games played: 4
Minutes/game: 1.3
FG Pct: 0.0
3FG Pct: 0.0

Career Stats

			Total		3-Point		F-Throws		Rebounds										Scoring	
Season	gp-gs	min/avg	fg-fga	pct	fg-fga	pct	ft-fa	pct	off	def	tot	avg	pf	fo	ast	to	blk	stl	pts	avg
2020-21	4-0	5/1.3	0-1	.000	0-1	.000	0-0	.000	0	0	0	0.0	0	0	0	0	0	0	0	0.0
TOTAL	4-0	5/1.3	0-1	.000	0-1	.000	0-0	.000	0	0	0	0.0	0	0	0	0	0	0	0	0.0



BEFORE LEHIGH

Four-year varsity player and captain senior year at The Walker School ... Was a 1,000 point scorer ... The Walker School's all-time leading rebounder ... Won the Deflection Award junior year ... As a senior, was awarded "The Wolverine Award" - given to the player who exemplifies leadership, integrity, work ethic and academic excellence on a daily basis ... Helped lead team to the Sweet Sixteen in the Georgia High School Basketball Tournament 1A Division in 2017-2018 and 2018-2019 ... Advanced to the Elite Eight in the 2019-2020 season ... Was a second-team all-region honoree in 2016-2017, 2017-2018 and 2019-2020 ... Off the court, was one of 16 seniors selected for The Walker School's competitive Peer Leadership Program. Students are selected for being positive role models, leadership, and scholarship ... In the position, mentored an incoming freshman advisory with a fellow classmate...transfer from Bowdoin College.



21 BURKE CHEBUHAR

Fr. • Forward • 6-8 • Business
Marietta, Ga. • The Walker School

CAREER HIGHS

Category	Total	Latest
Points		
Rebounds		
Assists		
Minutes		
Steals		
Blocks		
Field Goals		
FG Att.		
3-Point FG		
3-Point Att.		
Free Throws		
FT Att.		

2021-22 SEASON HIGHS

Category	Total	Latest
Points		
Rebounds		
Assists		
Minutes		
Steals		
Blocks		
Field Goals		
FG Att.		
3-Point FG		
3-Point Att.		
Free Throws		
FT Att.		

MISC. CAREER STATS

Category	Total	Latest
Double-Figure Pts.		
20+ Point Games		
5+ assists		
10+ rebounds		
Double-Doubles		

MISC. SEASON STATS

Category	Total	Latest
Double-Figure Pts.		
20+ Point Games		
5+ assists		
10+ rebounds		
Double-Doubles		



22 TYLER WHITNEY-SIDNEY

Fr. · G · 6-2 · Arts and Sciences
Somerville, Mass. · Brooks School

CAREER HIGHS

Category	Total	Latest
Points		
Rebounds	1	at Rutgers (11/10/21)
Assists		
Minutes		
Steals		
Blocks		
Field Goals		
FG Att.	4	at Rutgers (11/10/21)
3-Point FG		
3-Point Att.		
Free Throws		
FT Att.		

2020-21 SEASON HIGHS

Category	Total	Latest
Points		
Rebounds	1	at Rutgers (11/10/21)
Assists		
Minutes		
Steals		
Blocks		
Field Goals		
FG Att.	4	at Rutgers (11/10/21)
3-Point FG		
3-Point Att.		
Free Throws		
FT Att.		

MISC. CAREER STATS

Category	Total	Latest
Double-Figure Pts.		
20+ Point Games		
5+ assists		
10+ rebounds		
Double-Doubles		

MISC. SEASON STATS

Category	Total	Latest
Double-Figure Pts.		
20+ Point Games		
5+ assists		
10+ rebounds		
Double-Doubles		

2021-22 UPDATE

- Grabbed a rebound in collegiate debut at Rutgers (11/10).

BEFORE LEHIGH

From the Brooks School, was named a three-star recruit by both ESPN and Rivals ... Top 50 nationally ranked point guard according to Corey Evans ... Finished senior year as the No. 1 ranked point guard in Massachusetts by ESPN and top five overall in the state ... Named All-NEPSAC and All-ISL as a sophomore ... In 2018, scored 35 points in a game, which was the school's second-highest total in the past 20 years for a Brooks player ... Through his junior year, owned 1,145 career points, averaging 13.4 points and 4.1 rebounds over his high school career ... Named a prefect at Brooks School - a significant leadership distinction for a senior. Prefects are appointed to work with the younger students and help them feel welcome as they adjust to living away from home. Prefects are student leaders, described as doers and omnipresent on campus; they give of themselves and their talents generously.



GAME-BY-GAME STATS

Opponent	Date	gs	min	Total fg-fga	pct	3-Pointers 3fg-fga	pct	Free throws ft-fga	pct	Rebounds off	def	tot	avg	pf	a	t/o	blk	stl	pts	avg
at Rutgers	11/10/21		12	0-4	.000	0-0	.000	0-0	.000	1	0	1	1.0	3	0	2	0	0	0	0.0
Totals		0	12	0-4	.000	0-0	.000	0-0	.000	1	0	1	1.0	3	0	2	0	0	0	0.0

Games played: 1
Minutes/game: 12.0
FG Pct: 0.0

Rebounds/game: 1.0
Turnovers/game: 2.0

Career Stats

Season	gp-gs	min/avg	Total fg-fga	pct	3-Point fg-fga	pct	F-Throws ft-fga	pct	Rebounds off	def	tot	avg	pf	fo	ast	to	blk	stl	Scoring pts	avg
2021-22	1-0	12/12.0	0-4	.000	0-0	.000	0-0	.000	1	0	1	1.0	3	0	0	2	0	0	0	0.0
TOTAL	1-0	12/12.0	0-4	.000	0-0	.000	0-0	.000	1	0	1	1.0	3	0	0	2	0	0	0	0.0



25 BEN KNOTSMAN

Fr. • Guard • 6-5 • Arts and Sciences
Dayton, Ohio • Tippecanoe High School

CAREER HIGHS

Category	Total	Latest
Points	4	at Rutgers (11/10/21)
Rebounds	3	at Rutgers (11/10/21)
Assists	4	at Rutgers (11/10/21)
Minutes	28	at Rutgers (11/10/21)
Steals		
Blocks		
Field Goals	2	at Rutgers (11/10/21)
FG Att.	3	at Rutgers (11/10/21)
3-Point FG		
3-Point Att.		
Free Throws		
FT Att.		

2021-22 SEASON HIGHS

Category	Total	Latest
Points	4	at Rutgers (11/10/21)
Rebounds	3	at Rutgers (11/10/21)
Assists	4	at Rutgers (11/10/21)
Minutes	28	at Rutgers (11/10/21)
Steals		
Blocks		
Field Goals	2	at Rutgers (11/10/21)
FG Att.	3	at Rutgers (11/10/21)
3-Point FG		
3-Point Att.		
Free Throws		
FT Att.		

MISC. CAREER STATS

Category	Total	Latest
Double-Figure Pts.		
20+ Point Games		
5+ assists		
10+ rebounds		
Double-Doubles		

MISC. SEASON STATS

Category	Total	Latest
Double-Figure Pts.		
20+ Point Games		
5+ assists		
10+ rebounds		
Double-Doubles		

2021-22 UPDATE

- Strong collegiate debut at Rutgers (11/10), posting four points and four assists while turning the ball over just once in 28 minutes running the point. Shot 2-of-3 from the field.

BEFORE LEHIGH

Averaged 14.1 points, 9.1 assists, 9.1 rebounds, 2.3 steals and 2.2 blocks per game as a senior ... Along with his tremendous statistics, led Tippecanoe High School to an undefeated record in its league, and the team's first district championship in 12 years ... Was a two-time MVL Player of the Year (and first team honoree) ... Twice named first team All-District 9, and was the District 9 Player of the Year as a senior ... Named the Southwest District's Player of the Year as a senior (and named to the first team) ... First team All-Ohio as a senior as well.



GAME-BY-GAME STATS

Opponent	Date	gs	min	Total		3-Pointers		Free throws		Rebounds				pf	a	t/o	blk	stl	pts	avg
at Rutgers	11/10/21	*	28	2-3	.667	0-0	.000	0-0	.000	0	3	3	3.0	3	4	1	0	0	4	4.0
Totals		1	28	2-3	.667	0-0	.000	0-0	.000	0	3	3	3.0	3	4	1	0	0	4	4.0

Games played: 1
Minutes/game: 28.0
Points/game: 4.0
FG Pct: 66.7

Rebounds/game: 3.0
Assists/game: 4.0
Turnovers/game: 1.0
Assist/turnover ratio: 4.0

Career Stats

			Total		3-Point		F-Throws		Rebounds											Scoring	
Season	gp-gs	min/avg	fg-fga	pct	fg-fga	pct	ft-fa	pct	off	def	tot	avg	pf	fo	ast	to	blk	stl	pts	avg	
2021-22	1-1	28/28.0	2-3	.667	0-0	.000	0-0	.000	0	3	3	3.0	3	0	4	1	0	0	4	4.0	
TOTAL	1-1	28/28.0	2-3	.667	0-0	.000	0-0	.000	0	3	3	3.0	3	0	4	1	0	0	4	4.0	



35 DOMINIC PAROLIN

So. · Forward/Center · 6-8 · Mathematics
Coquitlam, B.C. · Centennial Secondary

CAREER HIGHS

Category	Total	Latest
Points	15	at Loyola (2/21/21)
Rebounds	14	at Rutgers (11/10/21)
Assists	5	at Holy Cross (1/23/21)
Minutes	38	at Rutgers (11/10/21)
Steals	2	at Boston U. (3/3/21)
Blocks	3	at Bucknell (1/16/21)
Field Goals	7	at Loyola (2/21/21)
FG Att.	11	at Loyola (2/21/21)
3-Point FG		
3-Point Att.	1	at Navy (1/10/21)
Free Throws	6	at Lafayette (1/3/21)
FT Att.	7	at Rutgers (11/10/21)

2021-22 SEASON HIGHS

Category	Total	Latest
Points	13	at Rutgers (11/10/21)
Rebounds	14	at Rutgers (11/10/21)
Assists	2	at Rutgers (11/10/21)
Minutes	38	at Rutgers (11/10/21)
Steals		
Blocks	1	at Rutgers (11/10/21)
Field Goals	4	at Rutgers (11/10/21)
FG Att.	7	at Rutgers (11/10/21)
3-Point FG		
3-Point Att.		
Free Throws	5	at Rutgers (11/10/21)
FT Att.	7	at Rutgers (11/10/21)

MISC. CAREER STATS

Category	Total	Latest
Double-Figure Pts.	2	at Loyola (2/21/21)
20+ Point Games		
5+ assists	1	at Holy Cross (1/23/21)
10+ rebounds	1	at Loyola (2/21/21)
Double-Doubles	1	at Loyola (2/21/21)

MISC. SEASON STATS

Category	Total	Latest
Double-Figure Pts.		
20+ Point Games		
5+ assists		
10+ rebounds		

2021-22 UPDATE

- Impressed in season opener at Rutgers (11/10). Making first-career start, posted second-career double-double with 13 points and a career-high 14 rebounds in a career-high 38 minutes. Also had two assists and a block.

BEFORE LEHIGH

Averaged 29 points, 17 rebounds, 4.7 assists, 4.3 blocks and 3.2 steals during an impressive high school career at Centennial Secondary School ... Included were averages of 31 points, 17 rebounds, five assists and three blocks as a senior ... Led team to a No. 1 ranking in the province for the first half of his senior year ... Led team to a fifth-place finish in Provincial Championship, averaging 36 points and being named a first team All-Star ... Served as a team captain as a senior ... Named Fraser North Regional Tournament MVP ... Named a BC Provincial First All-Star and was a Canadian All-Star ... Named to the Biosteel All-Canadian Team as a top 24 high school player in the country ... Also highlighted as the biggest sleeper in his class by North Pole Hoops ... Had a 41-point, 20-rebound effort in a Tsumura Basketball Invitational championship final victory, which helped him earn tournament MVP ... Garnered an invitation to the Canadian U18 National Team's final selection camp ... In the summer of 2019, was a member of the BC Provincial U17 team ... Also competed for Drive Basketball in the Under Armour Rise Circuit ... In the classroom, posted a stellar 4.0 grade point average throughout high school.



GAME-BY-GAME STATS

Opponent	Date	gs	min	Total		3-Pointers		Free throws		Rebounds				pf	a	t/o	blk	stl	pts	avg
at Rutgers	11/10/21	*	38	4-7	.571	0-0	.000	5-7	.714	2	12	14	14.0	3	2	4	1	0	13	13.0
Totals		1	38	4-7	.571	0-0	.000	5-7	.714	2	12	14	14.0	3	2	4	1	0	13	13.0

Games played: 1
Minutes/game: 38.0
Points/game: 13.0
FG Pct: 57.1
FT Pct: 71.4

Rebounds/game: 14.0
Assists/game: 2.0
Turnovers/game: 4.0
Assist/turnover ratio: 0.5
Blocks/game: 1.0

Career Stats

			Total		3-Point		F-Throws		Rebounds										Scoring	
Season	gp-gs	min/avg	fg-fga	pct	fg-fga	pct	ft-fa	pct	off	def	tot	avg	pf	fo	ast	to	blk	stl	pts	avg
2020-21	15-0	282/18.8	32-68	.471	0-1	.000	28-36	.778	25	40	65	4.3	27	0	13	13	5	10	92	6.1
2021-22	1-1	38/38.0	4-7	.571	0-0	.000	5-7	.714	2	12	14	14.0	3	0	2	4	1	0	13	13.0
TOTAL	16-1	320/20.0	36-75	.480	0-1	.000	33-43	.767	27	52	79	4.9	30	0	15	17	6	10	105	6.6

**AS A FRESHMAN (2020-21)**

Did not see action due to injury.

BEFORE LEHIGH

Standout at Rolling Hills Preparatory in California, averaging a double-double over career ... Named All-CIF first team in 2019 and 2020 and All-CIF second team in 2017 and 2018 ... As a junior, was named the CIF Southern Section Division 3AA Boys Basketball Player of the Year ... Won the John Wooden High School Player of the Year Award ... Named the 2018-2019 MaxPreps California Division 3 MVP ... Garnered Hoophall West MVP recognition ... Helped Rolling Hills to three CIF Southern Section 4A Championships ... As a freshman, won a Division 5 State Title and Southern Section 5A Championship ... Was also twice named Coastal League first team and twice named a Coastal League MVP ... Strong in the classroom as a member of the National Honor Society ... Was an honor roll student as well.


42 JT TAN

So. · Center · 6-8 · Arts and Sciences
Redondo Beach, Calif. · Rolling Hills Prep

CAREER HIGHS

Category	Total	Latest
Points		
Rebounds		
Assists		
Minutes		
Steals		
Blocks		
Field Goals		
FG Att.		
3-Point FG		
3-Point Att.		
Free Throws		
FT Att.		

2021-22 SEASON HIGHS

Category	Total	Latest
Points		
Rebounds		
Assists		
Minutes		
Steals		
Blocks		
Field Goals		
FG Att.		
3-Point FG		
3-Point Att.		
Free Throws		
FT Att.		

MISC. CAREER STATS

Category	Total	Latest
Double-Figure Pts.		
20+ Point Games		
5+ assists		
10+ rebounds		
Double-Doubles		

MISC. SEASON STATS

Category	Total	Latest
Double-Figure Pts.		
20+ Point Games		
5+ assists		
10+ rebounds		
Double-Doubles		



44 NIC LYNCH

Sr. • Center • 6-11 • Political Science
Seattle, Wash. • Seattle Prep

CAREER HIGHS

Category	Total	Latest
Points	25	vs. Army (2/1/20)
Rebounds	13	vs. Army (2/1/20)
Assists	2	vs. Bucknell (1/30/21)
Minutes	35	vs. Army (2/1/20)
Steals	1	at Boston U. (3/3/21)
Blocks	3	vs. Navy (1/9/21)
Field Goals	10	at Lafayette (1/3/21)
FG Att.	16	at Lafayette (1/3/21)
3-Point FG	1	at Lafayette (2/27/21)
3-Point Att.	2	at Lafayette (2/27/21)
Free Throws	8	vs. Lafayette (1/2/21)
FT Att.	10	vs. Lafayette (1/2/21)

2021-22 SEASON HIGHS

Category	Total	Latest
Points	2	at Rutgers (11/10/21)
Rebounds	1	at Rutgers (11/10/21)
Assists		
Minutes	7	at Rutgers (11/10/21)
Steals		
Blocks		
Field Goals	1	at Rutgers (11/10/21)
FG Att.	2	at Rutgers (11/10/21)
3-Point FG		
3-Point Att.		
Free Throws		
FT Att.		

MISC. CAREER STATS

Category	Total	Latest
Double-Figure Pts.	25	at Lafayette (2/27/21)
20+ Point Games	4	at Lafayette (2/27/21)
5+ assists		
10+ rebounds	4	vs. Army (2/1/20)
Double-Doubles	4	vs. Army (2/1/20)

MISC. SEASON STATS


Category	Total	Latest
Double-Figure Pts.		
20+ Point Games		
5+ assists		
10+ rebounds		
Double-Doubles		

2021-22 UPDATE

- Began season with two points and a rebound at Rutgers (11/10).

BEFORE LEHIGH

Came to Lehigh after a strong career playing with multiple Division I players at Seattle Prep under Coach Mike Kelly, the same school (and coach) that produced former Mountain Hawks' captain Jordan Hamilton '12 ... Was named first team All-Metro League and first team All-State ... Named to the Nike EYBL Watch List in 2017 ... Was a 1,000 point scorer at Seattle Prep in three years of varsity basketball ... Leading scorer for 3A team in the All-Star Game vs. 4A ... Selected to play in the Northwestern Shootout Washington vs. Oregon All-Star Game ... Ranked as a three-star recruit by ESPN ... Ranked among the top 50 centers in the class of 2018 by ESPN ... Prior to time with Seattle Rotary, also played AAU basketball for Coach Jim Marsh of Friends of Hoop Seattle.



GAME-BY-GAME STATS

Opponent	Date	gs	min	Total		3-Pointers		Free throws		Rebounds							
				fg-fga	pct	3fg-fga	pct	ft-fa	pct	off	def	tot	avg	pf	a	t/o	blk
at Rutgers	11/10/21	7		1-2	.500	0-0	.000	0-0	.000	0	1	1	1.0	2	0	2	0
Totals		0	7	1-2	.500	0-0	.000	0-0	.000	0	1	1	1.0	2	0	2	0

Games played: 1
Minutes/game: 7.0
Points/game: 2.0
FG Pct: 50.0

Rebounds/game: 1.0
Turnovers/game: 2.0

Career Stats

Season	gp-gs	min/avg	Total		3-Point		F-Throws		Rebounds				Scoring			
			fg-fga	pct	fg-fga	pct	ft-fa	pct	off	def	tot	avg	pf	fo	ast	to
2018-19	31-0	372/12.0	49-106	.462	0-0	.000	21-42	.500	34	69	103	3.3	66	1	1	31
2019-20	19-18	441/23.2	80-142	.563	0-0	.000	22-35	.629	26	71	97	5.1	52	3	5	33
2020-21	15-15	361/24.1	79-160	.494	1-2	.500	23-32	.719	23	44	67	4.5	41	0	10	16
2021-22	1-0	7/7.0	1-2	.500	0-0	.000	0-0	.000	0	1	1	1.0	2	0	0	2
TOTAL	66-33	1181/17.9	209-410	.510	1-2	.500	66-109	.606	83	185	268	4.1	161	4	16	82

OVERALL STATISTICS

Overall Record: 0-1 Conf: 0-0 Home: 0-0 Away: 0-1 Neutral: 0-0

#	Player	GP-GS	MIN	AVG	FG		3PT		FT		Rebounds				PF	DQ	A	TO	BLK	STL	PTS	AVG
					FG-FGA	FG%	3FG-FGA	3FG%	FT-FTA	FT%	OFF	DEF	TOT	AVG								
11	Wilson, Marques	1-1	36	36.0	9-17	.529	3-5	.600	0-1	.000	1	1	2	2.0	1	0	3	6	0	2	21	21.0
35	Parolin, Dominic	1-1	38	38.0	4-7	.571	0-0	.000	5-7	.714	2	12	14	14.0	3	0	2	4	1	0	13	13.0
00	Alamudun, Jakob	1-0	14	14.0	4-4	1.000	0-0	.000	2-2	1.000	0	4	4	4.0	2	0	0	1	0	0	10	10.0
15	Fenton, Reed	1-0	16	16.0	2-5	.400	0-2	.000	2-3	.667	0	1	1	1.0	2	0	1	0	0	0	6	6.0
13	Higgins Jr., Keith	1-0	16	16.0	2-5	.400	1-4	.250	0-0	.000	0	4	4	4.0	1	0	0	1	0	0	5	5.0
25	Knostman, Ben	1-1	28	28.0	2-3	.667	0-0	.000	0-0	.000	0	3	3	3.0	3	0	4	1	0	0	4	4.0
05	Taylor, Evan	1-1	30	30.0	1-5	.200	0-2	.000	1-2	.500	0	7	7	7.0	4	0	2	1	0	2	3	3.0
01	Wilson, Jeameril	1-1	24	24.0	1-3	.333	0-1	.000	1-2	.500	1	3	4	4.0	1	0	2	4	0	0	3	3.0
02	Betlow, Jake	1-0	4	4.0	1-2	.500	1-2	.500	0-0	.000	0	0	0	0.0	1	0	0	0	0	0	3	3.0
44	Lynch, Nic	1-0	7	7.0	1-2	.500	0-0	.000	0-0	.000	0	1	1	1.0	2	0	0	2	0	0	2	2.0
22	Whitney-Sidney, Tyler	1-0	12	12.0	0-4	.000	0-0	.000	0-0	.000	1	0	1	1.0	3	0	0	2	0	0	0	0.0
Total		1	225	225.0	27-57	.474	5-16	.313	11-17	.647	6	37	43	43.0	23	0	14	22	1	4	70	70.00
Opponents			225	225.0	27-72	.375	1-13	.077	18-25	.720	13	28	41	41.0	14	0	14	11	6	14	73	73.00

Team Statistics	Lehigh	OPP
SCORING	70	73
Points Per Game	70.0	73.0
Scoring Margin	-3.0	-
FIELD GOALS-ATT	27-57	27-72
Field Goal Pct	.474	.375
3 POINT FG-ATT	5-16	1-13
3PT FG Pct	.313	.077
3PT Made Per Game	5.0	1.0
FREE THROWS-ATT	11-17	18-25
FT Pct	.647	.720
FT Made Per Game	11.0	18.0
REBOUNDS	43	41
Rebounds Per Game	43.0	41.0
Rebounds Margin	2.0	-
ASSISTS	14	14
Assists Per Game	14.0	14.0
TURNOVERS	22	11
Turnovers Per Game	22.0	11.0
Turnovers Margin	-11.0	-
Assist/Turnover Ratio	0.6	1.3
STEALS	4	14
Steals Per Game	4.0	14.0
BLOCKS	1	6
Blocks Per Game	1.0	6.0
ATTENDANCE	0	8,000
Dates/Avg Per Date	0-0	1-8,000
Neutral Site #/Avg	-	0-0

Conf	Date	Opponent	W/L	Score	Att.
	11/10/21	at Rutgers	L (OT)	70-73	8,000

* = Conference game

Score by Periods	1st	2nd	OT	Total
Lehigh	36	27	7	70
Opponents	31	32	10	73

BOX SCORES

1

RUTGERS 73, LEHIGH 70 (OT)

Nov. 10 | Piscataway, N.J. | Jersey Mike's Arena

R



Official Basketball Box Score - Final
Lehigh at Rutgers
 11/10/21 Jersey Mike's Arena, Piscataway, N.J.
 2021-22 Men's Basketball

Game Time: 7:00 PM
 Game Duration: 2:04
 Attendance: 8,000

Officials: Brandon Cruz, Keith Kimble, Brooks Wells

Lehigh - 70

Record: 0-1

NO.	Name	Min	FG		3P		FT		Rebounds			Fouls		TP	AS	TO	ST	Blocks		+/-
			M-A	M-A	M-A	M-A	OR	DR	TOT	PF	FD							BS	BA	
1	Jeameril Wilson	F 24:03	1-3	0-1	1-2	1	3	4	1	2	3	2	4	0	0	1	-7			
35	Dominic Parolin	C 37:54	4-7	0-0	5-7	2	12	14	3	4	13	2	4	0	1	1	-1			
5	Evan Taylor	G 29:16	1-5	0-2	1-2	0	7	7	4	2	3	2	1	2	0	0	-10			
11	Marques Wilson	G 36:15	9-17	3-5	0-1	1	1	2	1	1	21	3	6	2	0	2	-2			
25	Ben Knostman	G 28:17	2-3	0-0	0-0	0	3	3	3	0	4	1	0	0	0	-1				
15	Reed Fenton	15:44	2-5	0-2	2-3	0	1	1	2	2	6	1	0	0	0	0	4			
13	Keith Higgins Jr.	15:53	2-5	1-4	0-0	0	4	4	1	0	5	0	1	0	0	0	3			
4	Tyler Whitney-Sidney	13:08	0-4	0-0	0-0	1	0	1	3	1	0	0	2	0	0	1	-5			
44	Nic Lynch	07:06	1-2	0-0	0-0	0	1	1	2	0	2	0	2	0	0	0	-2			
0	Jakob Alamudun	13:49	4-4	0-0	2-2	0	4	4	2	2	10	0	1	0	0	0	3			
2	Jake Betlow	03:35	1-2	1-2	0-0	0	0	0	1	0	3	0	0	0	0	1	3			
Team							1	1	2			0	0							
Totals			27-57	5-16	11-17	6	37	43	23	14	70	14	22	4	1	6	-3			

Technical Fouls: NONE

Shooting By Period			
1 st FG%	15-28	53.6%	
3PT%	2-7	28.6%	
FT%	4-5	80%	
2 nd FG%	9-23	39.1%	
3PT%	2-8	25.0%	
FT%	7-11	63.6%	
OT FG%	3-6	50.0%	
3PT%	1-1	100.0%	
FT%	0-1	0%	
GM FG%	27-57	47.4%	
3PT%	5-16	31.3%	
FT%	11-17	64.7%	

Dead Ball Rebounds: 1, 0

Rutgers - 73

Record: 1-0

NO.	Name	Min	FG		3P		FT		Rebounds			Fouls		TP	AS	TO	ST	Blocks		+/-
			M-A	M-A	M-A	M-A	OR	DR	TOT	PF	FD							BS	BA	
11	Clifford Omoruyi	C 24:26	7-13	0-0	2-3	5	4	9	3	3	16	1	1	0	0	0	15			
0	Geo Baker	G 38:14	4-15	1-4	3-4	1	0	1	2	3	12	3	2	4	0	1	-4			
4	Paul Mulcahy	G 37:58	3-11	0-2	3-4	2	3	5	2	5	9	5	4	2	1	0	4			
22	Caleb McConnell	G 34:07	2-5	0-1	4-7	0	3	3	3	5	8	0	0	3	0	0	12			
24	Ron Harper Jr.	G 38:14	5-12	0-3	4-5	1	9	10	1	6	14	2	0	4	2	0	3			
5	Aundre Hyatt	23:19	3-8	0-2	2-2	1	3	4	0	1	8	0	1	0	2	0	-10			
35	Ralph Agee	10:40	0-1	0-0	0-0	2	1	3	1	0	0	1	2	1	0	0	-6			
1	Oskar Palmquist	02:41	0-0	0-0	0-0	0	1	1	0	0	0	0	0	0	0	0	2			
21	Dean Reiber	06:01	1-2	0-0	0-0	0	1	1	1	0	2	2	1	0	1	0	0			
45	Jaden Jones	09:20	2-5	0-1	0-0	1	1	2	1	0	4	0	0	0	0	0	-1			
Team							0	2	2			0	0							
Totals			27-72	1-13	18-25	13	28	41	14	23	73	14	11	14	6	1	3			

Technical Fouls: NONE

Shooting By Period			
1 st FG%	11-29	37.9%	
3PT%	0-7	0.0%	
FT%	9-12	75%	
2 nd FG%	12-34	35.3%	
3PT%	1-6	16.7%	
FT%	7-10	70%	
OT FG%	4-9	44.4%	
3PT%	0-0	0.0%	
FT%	2-3	66.7%	
GM FG%	27-72	37.5%	
3PT%	1-13	7.7%	
FT%	18-25	72.0%	

Dead Ball Rebounds: 2, 1

	LU	RU	Points from	LU	RU	Period by Period Scoring				
Biggest lead	7 (1 st 0:24)	6 (1 st OT 0:45)	Turnovers	7	16		1st	2nd	OT1	TOT
Best Scoring Run	6 (2 nd 0:57)	8 (2 nd 13:19)	Paint	36	48	LU	36	27	7	70
Lead Changes	8		Second Chance	4	14	RU	31	32	10	73
Times Tied	6		Fast Breaks	18	9					
Time with Lead	19:09	22:35	Bench	26	14					